















WELCOME TO SSU

740.354.3205 ▪ www.shawnee.edu

Department of Public Safety

740.351.3232 (Emergency)

740.351.3243 (Non-emergency)

 OFFICE OF ADMISSION	 HANDICAPPED PARKING
 HOME OF THE BEARS	 STUDENT HEALTH CLINIC
 STUDENT PARKING	 BEARS' DEN CAFETERIA
 EMPLOYEE PARKING	 CLARK PLANETARIUM
 BWC PARKING ONLY	 SECURITY BLUE PHONES
 STUDENT HOUSING	 RECYCLING BINS