

**SHAWNEE STATE UNIVERSITY  
BOARD OF TRUSTEES**

**Meeting Minutes  
May 4, 2012**

**Call to Order**

Chairperson Mooney called the meeting to order at 1:15 p.m. noting the meeting was in compliance with RC § 121.22(F).

**Roll Call**

Members Present: Dr. Gail Ball, Ms. Melissa Higgs-Horwell, Mr. Robert Howarth, Mr. Dan Mooney, Mr. Gary Paine, Ms. Elizabeth Seif, Mr. Matthew Allard and Mr. Christopher Aaron Shaw

Members Absent: Mr. David Lodwick, Dr. Rita Roberts

**Approval of the May 4, 2012 Agenda**

Ms. Higgs-Horwell moved and Ms. Seif seconded a motion to approve the May 4, 2012 agenda. Without discussion, the Board unanimously approved said agenda.

**Approval of the March 9, 2012 Board Meeting Minutes**

Dr. Ball moved and Ms. Reynolds seconded a motion to approve the March 9, 2012 Board meeting minutes. Without discussion, the Board unanimously approved said minutes.

**Committee Reports**

**Academic and Student Affairs Committee – Ms. Elizabeth Seif**

Ms. Seif reported on behalf of the Academic and Student Affairs Committee that included several information items.

**Information Items**

**Spring 2012 Commencement/Graduating Student Numbers**

The spring 2012 commencement ceremony will be held Saturday, May 5 at 10 a.m. on the Alumni Green. There will be approximately 485 degrees conferred to students with the breakdown by degree level as follows: 10 Masters, 278 Bachelors, and 197 Associates. The

total number of degrees conferred this spring represents an 11.2% increase compared to last spring in which 436 degrees were conferred, 19 Masters, 253 Bachelors, and 164 Associates. The following shows degrees conferred by term for academic years 2010/11 and 2011/12. Summer graduates are included in either the Fall or Spring term based on the ceremony in which they participate.

FA 2011	174	as compared to	FA 2010	161
SP 2012	485	as compared to	SP 2011	436
Total 11/12	659		Total 10/11	597

### **Retirements**

Professor Julia Basham is retiring after 29 years of teaching at Shawnee State. Professor Basham has taught in the Natural Science Department and has been responsible for a wide range of courses from introductory life science courses, to human anatomy and physiology, marine biology, genetics and mammalogy. Professor Basham has served as the Natural Science Department Chair, has led a popular field course to the Florida Keys, and was a recipient of the Distinguished Teaching Award.

### **2011 Celebration of Scholarship**

Since its beginning in 2004, there have been several directors, distinguished speakers, guests and award winners. The 2012 8<sup>th</sup> Annual Celebration of Scholarship was held on March 29 and 30 at Shawnee State. With multiple sessions across the campus and over 230 students participating as oral or poster presenters, it is obvious the University has embraced the event as an important one for the academic community. Attendance at many of the sessions was at room capacity.

### **Distinguished Teaching Award**

Dr. Jennifer Pauley came to Shawnee State in 2007 and has proven her skills as an outstanding teacher. Dr. Pauley received a Ph.D. from Ohio University, a master's degree from Western Illinois University and a bachelor's degree from Shawnee State University. It is wonderful to have a successful alumnus of Shawnee return to Portsmouth. This is not Dr. Pauley's first recognition as an outstanding teacher – she was recognized as the Outstanding Teaching Associate at Ohio University while she was pursuing her doctoral degree. A faculty committee reviewed the nominations for the Distinguished Teaching Award and selected Dr. Pauley for excellence in the classroom. This award recognizes her accomplishment as an exceptional instructor.

### **Student Programming Board (SPB)**

The following is a list of some of SPB's recent accomplishments:

- As of April 16<sup>th</sup>, a new Executive Board (E-Board) for the 2012-2013 year was appointed.
- The structure of the Executive Board has been changed. SPB has eliminated some positions and have combined offices to create a more efficient structure. There are now 9 Executive

Board members. A "Community Service" position has been added, which will create service programs throughout the year. SPB feels community service is very prevalent on SSU's campus and wanted to incorporate it into Student Programming Board events.

- A new programming system has been developed. Instead of each position planning two small programs a month, each position will plan three large-scale programs per semester.

Student Programming Board feels the new structure of programming will be fun and effective, and they will have tremendous success next year.

### **Student Government Association Evening of Honors Review**

Evening of Honors was held on March 30, 2012 in the Sodexo Ballroom in conjunction with the Celebration of Scholarship. Evening of Honors is a time when students, faculty, staff and administrators come together to celebrate the achievements of the university community. This year, 65 students and two student organizations received awards for their academic and social achievements. There were 15 different departments as well as select offices on campus including the Student Success Center and Student Government Association that presented awards at this prestigious event.

Dr. Larry Lonney, who will be retiring this semester, received the Bear Hug Award. The Bear Hug Award is an honor that is bestowed upon a faculty or staff member after being nominated by a student, and decided upon by the Academic Affairs Student Government Subcommittee.

Evening of Honors is a celebration of students' achievements and is hosted by the Student Government Association. This was the 23<sup>rd</sup> Annual Evening of Honors.

### **Phi Eta Sigma**

The 2012 Induction Ceremony for the freshman National Honor Society, Phi Eta Sigma, was a great success.

The ceremony was held on Tuesday, April 10, at 6:30 pm. One hundred thirteen SSU freshman students were inducted into the honor society. These outstanding students must have a 3.5 or better overall GPA in order to be invited to join Phi Eta Sigma.

Three SSU family members were selected by the Phi Eta Sigma officers and named the 2012 Honorary Members of Phi Eta Sigma:

Dr. Mary Oling-Sisay, Vice President for Student Affairs and Advisor to Phi Eta Sigma  
Mr. William Rockwell, Director, Housing & University Center Operations  
Dr. George Trampe, Associate Professor, Natural Science

Friends and families of the inductees filled the lower tier of the Vern Riffe Center for the Arts.

**Education Session**

Dr. Michael Hughes, Director of Counseling and Psychological Services (CPS), discussed CPS's Mission Statement and its focus on retention of "at-risk" students. He shared the national trends impacting college counseling centers over the last 15 years -- discussing how the population served has changed, the increased severity of the presenting problems being seen and why the demand for services has risen significantly. He then compared these trends to Shawnee State's students. Dr. Hughes also outlined the services offered by CPS to address these needs.

**Finance and Administration Committee – Dr. Gail Ball**

Dr. Ball reported on behalf of the Finance and Administration Committee and presented four action items and several information items.

**Action Items*****Resolution F12-12, Approval of the FY2013 General Fund Budget***

Dr. Ball moved approval of Resolution F012-12, Approval of the FY2013 General Fund Budget. The proposed general fund budget reflects spending levels that plan the use of fund balance and anticipated revenue estimates for fiscal year 2013. The budget is based on the estimated state share of instruction (SSI), state subsidy, tuition and other fees. The budget proposal was discussed at the Finance and Administration Committee Meeting and is recommended by the President. Ms. Seif seconded the motion.

Ayes: Dr. Ball, Ms. Higgs-Horwell, Mr. Howarth, Mr. Mooney, Mr. Paine, Ms. Reynolds, Ms. Seif

Nays: None

***Resolution F13-12, Approval of the FY2013 Auxiliary and Agency Budget***

Dr. Ball moved approval of Resolution F13-12, Approval of the FY2013 Auxiliary and Agency Budget. The proposed budget reflects fiscal year 2013 spending levels that fall within the general fee and other revenue estimates associated with the auxiliary and agency accounts. The proposed budget was discussed at the Finance and Administration Committee meeting and is recommended by the President. Ms. Reynolds seconded the motion.

Ayes: Dr. Ball, Ms. Higgs-Horwell, Mr. Howarth, Mr. Mooney, Mr. Paine, Ms. Reynolds, Ms. Seif

Nays: None

***Resolution F14-12, Approval of AY12-13 Communication Fee***

Dr. Ball moved approval of Resolution F14-12, Approval of AY12-13 Communication Fee. A communication fee is charged to students who reside in University-owned and University managed housing to partially defray costs associated with residential network systems. The communication fee was discussed at the Finance and Administration Committee Meeting and recommended by the President. Mr. Paine seconded the motion.

Ayes: Dr. Ball, Ms. Higgs-Horwell, Mr. Howarth, Mr. Mooney, Mr. Paine, Ms. Reynolds, Ms. Seif

Nays: None

***Resolution F15-12, Appointment of Investment Committee Member***

Dr. Ball moved approval of Resolution F15-12, Appointment of Investment Committee Member. The Finance and Administration Committee discussed and recommends the appointment of Mr. Marc Cottle to a three year appointment on the Investment Committee. Mr. Paine seconded the motion.

Ayes: Dr. Ball, Ms. Higgs-Horwell, Mr. Howarth, Mr. Mooney, Mr. Paine, Ms. Reynolds, Ms. Seif

Nays: None

**Information Items****Personnel**

The following personnel actions were processed in the Department of Human Resources during the period of February 16, 2012 through April 11, 2012:

- *Appointments:* Ms. April A. Barnette was appointed temporary Senior Instructor in the Department of Health Sciences, Physical Therapy Assistant Program and Dr. Linda D. Hunt was appointed full-service Assistant Professor in the Department of Mathematical Sciences.
- Three faculty members submitted notices of retirement (*processed within the reporting period*).

Ms. Julia L. Basham (Professor of Biology) effective June 1, 2012, Dr. Lawrence "Larry" Lonney (Assistant Professor of Physics) effective June 1, 2012, and Dr. George M. Trampe (Associate Professor of Chemistry) effective June 1, 2012.

## **Investment Report**

The University's investment performance report revealed gains in February and March with a slight downturn in early April. With an overall positive adjustment, the portfolio has realized a 1.90% gain in the amount of \$249,996 for the reporting period (July 1, 2011 – April 20, 2012).

## **Capital Status Report**

- Administration Building - programming is nearly complete and construction documents are being developed.
- Founders Plaza Project – funds for project allocated in recently approved capital bill. A new construction schedule is being developed.
- 310 Chillicothe - programming has started with first floor renovation to be completed by January 2013.

## **Education Session**

Joe VanDeusen, Assistant Director, Facilities and Environmental Health & Safety, gave a PowerPoint presentation describing the efforts undertaken at the University related to campus-wide environmental health and safety matters.

## **President's Report**

### **Supplement Reduction Plan**

The Chancellor has directed that a plan be developed to reduce the University's special supplement, which is approximately \$2.3 M this current fiscal year and is scheduled to decrease 5% in FY13. We will be working closely with the OMB and the Chancellor's staff as such a plan is developed with the expectation that it will be included in the Governor's Budget next winter. At the request of OMB staff, we have prepared a draft white paper describing the history of the supplement, its role and current purposes. We have also identified criteria that we believe must be addressed in the development of such a plan and developed a model plan that meets those criteria for early discussions with OMB staff.

We will keep you apprised of the progress on this initiative. To aid your understanding as this moves forward, I am providing you with the current version of our draft white paper for the OMB. Please remember that this is a draft and there is much work ahead of us. I want to thank John Carey, Jonica Burke, and Chris Shaffer for their work on this draft and the hard work ahead of them as we work and negotiate through this process.

**Retreat Reminder**

The Board Retreat will be held on June 22 and 23 at Shawnee Lodge. We will begin on Friday evening with dinner and a “fireside” discussion. Saturday sessions will focus on Board development. Terry MacTaggart will conduct the retreat. Additionally, Chairman Mooney and I will report this board development effort as an example of continuous improvement to our accreditor. We will be touch with you with details and you should expect a short on-line survey from Terry in the next few weeks.

**OARNET**

Yesterday, the Governor announced efforts to expand OARnet (Ohio Academic Resources Network) to southern Ohio and Shawnee State University. With the support of Senator Niehaus and Representative Johnson, we have been working with the Board of Regents staff on this possibility for several months to develop strategies to pay for our portion of the connectivity and develop partnerships with regional users. This new resource opens endless opportunities to our faculty as they continue to enhance their teaching and research efforts utilizing broadband. This opportunity is something we did not expect to have for many years.

**Graduation Rates Primer**

One of the most commonly seen terms in newspapers these days are “completion rates” and “graduation rates.” And the more they appear, the more misunderstood they become. But, they are also factors that impact our funding and the ability of our students to receive grants and qualify for low-interest loans. Most people think of graduation rates in terms of a student who graduates from high school, starts college the next fall and graduates in four years—like our Lindsey Mooney.

That is not the picture of the majority of American college students!

In order to help you sort out the articles on “completion” and “graduation rates,” I have asked Chris Shaffer to introduce you to some of the terminology and “drill down” some on our graduation rates so that you can put them in context with what you are reading and hearing.

**Reports, if any, from Board Liaisons with other Organizations**

None.

**New Business**

Mr. Mooney recognized departing Student Trustee, Mr. Allard. He said it had been a pleasure to work with Mr. Allard over the past two years and presented him with a Shawnee State University diploma frame as a token of the Board’s appreciation. A round of applause followed.

Mr. Mooney then recognized departing Trustee, Dr. Ball. Mr. Mooney said Dr. Ball began her term in 2003 and said it had been a privilege to serve on the SSU Board with her. Mr. Mooney

presented Dr. Ball with a dogwood tree as a token of the Board's appreciation for her service and said that another tree would be planted in her honor on the Founders' Plaza when it is completed. Dr. Ball said it was an honor and privilege to serve on the Shawnee State University Board and she would always be "Shawnee proud". A round of applause followed.

Mr. Mooney asked the Nominating Committee consisting of Mr. Lodwick and Dr. Ball to present their recommendations for the Board Chair and Vice Chair for the upcoming term. Dr. Ball said the Committee recommended that Mr. Mooney continue as Chair of the Board and Mr. Lodwick continue as Vice Chair. Mr. Howarth moved and Dr. Ball seconded a motion to approve the slate of officers as presented.

Ayes: Dr. Ball, Ms. Higgs-Horwell, Mr. Howarth, Mr. Mooney, Mr. Paine, Ms. Reynolds, Ms. Seif

Nays: None

Mr. Mooney thanked Dr. Ball and Mr. Lodwick for serving on the Nominating Committee.

### **Action Item**

*Resolution E02-12, Fiscal Year 2012/2013 Schedule of Meetings for the Board and its Committees*

Ms. Seif moved to accept the Schedule of Meetings as presented. Ms. Higgs-Horwell seconded the motion.

Ayes: Dr. Ball, Ms. Higgs-Horwell, Mr. Howarth, Mr. Mooney, Mr. Paine, Ms. Reynolds, Ms. Seif

Nays: None

### **Comments from Constituent Groups (if any) and the Public**

None.

### **Other Business**

None.

### **Executive Session**

None.



**Adjournment**

The Board was adjourned by acclamation at 2:35 p.m.

\_\_\_\_\_  
Chairperson, Board of Trustees

  
\_\_\_\_\_  
Secretary, Board of Trustees

Spring 2012 Commencement / Graduating Student Numbers

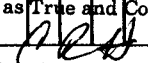
The spring 2012 commencement ceremony will be held Saturday, May 5 at 10am on the Alumni Green. There will be approximately 485 degrees conferred to students with the breakdown by degree level as follows: 10 Masters, 278 Bachelors, and 197 Associates. The total number of degrees conferred this spring represents an 11.2% increase compared to last spring in which 436 degrees were conferred, 19 Masters, 253 Bachelors, and 164 Associates.

The following shows degrees conferred by term for academic years 2010/11 and 2011/12. Summer graduates are included in either the Fall or Spring term based on the ceremony in which they participate.

FA 2011	174	FA 2010	161
SP 2012	485	SP2011	436
<b>Total 11/12</b>	<b>659</b>	<b>Total 10/11</b>	<b>597</b>

Certified as True and Correct	
<i>CRH</i>	<i>7-5-12</i>
Secretary, SSU Board of Trustees	Date

Spring Commencement Report 2012									
Total # of Graduates:		485							
Total Masters Degrees:		10							10
Total Bachelor Degrees:		278							0
Total Associate Degrees:		197							3
<b>BACHELORS:</b>									
<b>College of Professional Studies</b>									
Sports Studies		21							14
Bus. Admin.		42							5
Nursing		7							10
Individualized Studies		7							37
Plastics Engin. Tech.		2							34
Computer Engin. Tech.		7							26
Environmental Engin. Tech.		10							15
Digital & Sim. Gaming Engin.		15							22
Athletic Training		7							0
<b>TOTAL</b>		<b>118</b>							
<b>(double majors)</b>		<b>-2</b>							
		<b>116</b>							
<b>College of Arts &amp; Sciences</b>									
Social Sciences		12							2
Sociology		16							4
International Relations		5							8
Psychology		21							1
History		16							
English Humanities		11							
Mathematical Sciences		5							
Fine Arts		30							
Natural Science		5							
Biology		18							
Chemistry		4							
Early Childhood Intervention Spec		0							
Intervention Specialist K-12		8							
Early Childhood Educ PreK-3		11							
Middle Childhood Education		5							
Individualized Studies		0							
<b>TOTAL</b>		<b>167</b>							
<b>(double majors)</b>		<b>-5</b>							
		<b>162</b>							
<b>TOTAL BACHELOR DEGREES</b>		<b>278</b>							
<b>College of Professional Studies</b>									
Dental Hygiene									
Emergency Medical Tech									
Medical Laboratory Tech									
Nursing									
Occupational Therapy Asst.									
Physical Therapy Asst.									
Radiologic Technology									
Respiratory Therapy									
CADD									
Electromechanical Engin. Tech									
Plastics Engineering Tech									
Accounting									
Computer Technology									
Business Management Tech									
Legal Assisting									
Office Administration Tech									
Information Tech. Management									
<b>TOTAL</b>		<b>187</b>							
<b>(double majors)</b>		<b>-2</b>							
		<b>185</b>							
<b>College of Arts &amp; Sciences</b>									
Arts & Humanities									
Early Childhood Development									
Social Science									
<b>TOTAL</b>		<b>12</b>							
		<b>12</b>							
<b>TOTAL ASSOCIATE DEGREES</b>		<b>197</b>							


Certified as True and Correct  
  
Secretary, SSU Board of Trustees Date 7-5-12

2012 Celebration of Scholarship BOT Committee Meeting Summary  
Submitted by Patricia Conley Spradlin  
May 4, 2012

The Celebration of Scholarship was a vision of retired physics professor, Gary Gemmer. In the spring of 2004, Professor Gemmer gathered a group of faculty to propose an undergraduate conference for 2005. This undergraduate conference features students in baccalaureate programs from different colleges across SSU's campus who deliver academic presentations showcasing their exceptional projects. Students are sponsored by a faculty member and present the results of their original work in oral and poster presentations before their peers, faculty and the public. Students present work related to research in their field, creative work in the visual and performing arts, community service, and study abroad. The event includes an honorary dinner for presenters and their mentors (Thursday evening), and continues throughout Friday morning. An invited guest, a well-known academic researcher, closes the presentations Friday afternoon, and the Celebration culminates with a university-wide campus cookout.

Since its beginning, there have been several directors, distinguished speakers, guests and award winners. The 2012 8<sup>th</sup> Annual Celebration of Scholarship was held on March 29 and 30 on the campus of Shawnee State. With multiple sessions across the campus and over 230 students participating as oral or poster presenters, it is obvious the university has embraced the event as an important one for the academic community. Those present during the Celebration were thrilled to see our students, professionally dressed and excited, as they checked in at registration, studied programs with volunteers from the SSURA so they could choose sessions. It was a thrill for me to watch them as they walked across the beautiful spring campus with SSU's colorful outdoor flags proclaiming the Celebration of Scholarship as they buzzed with talk about the sessions they had attended or the thrill they had when they delivered those presentations. Many of the sessions were so well-attended, audience members sat in the aisles.

- Let me share with you a few sample sessions, just so you can get a taste of what the buzz was all about: (Share program and web site information)  
[http://www.shawnee.edu/acad/celebration\\_scholar/index.html](http://www.shawnee.edu/acad/celebration_scholar/index.html)
- Invited guest speakers for the Celebration of Scholarship
- This year's award winners for their presentations:
- Special thank-you for the Trustees' Award.
- Next year's event Goals: March 29-30, 2013

Certified as True and Correct	
	7-5-12
Secretary, SSU Board of Trustees	Date

Student Programming Board

April, 2012

As the school year wraps up, SPB is looking toward the future. Here are some new and exciting things we have accomplished for next year!

- As of April 16<sup>th</sup>, we have hired the new Executive Board for the 2012-2013 year.  
**President: Daniel Ondercin**  
**Advertising/Recruitment** (Formally titled "Vice President): **Isaiah Riley**  
**Special Event Co-Chairs: Brittany Barta and Michael Skaff**  
**Weekend A: James Shields**  
**Weekend B: Derrick Kimbrough**  
**Commuter: Markee Osborne**  
**Educational/Cultural: Stephen Howard**  
**Video Gaming: Jordan Johnson**  
**Community Service: Garry Wright**
- As you can see, another exciting thing we have changed for next year is the structure of our Executive Board. We have eliminated some positions and have combined certain offices to create a more efficient structure. We have added a "Community Service" position which will create service programs throughout the year. We really feel Community Service is very prevalent on our campus and we wanted to incorporate this into Student Programming Board events.
- Regarding structure, we have developed a new system of programming. Instead of each position planning 2 small programs a month, we have decided for next year to have each position plan 3 large-scale programs per semester. Our current E-board became very overwhelmed with the amount of programs we planned this year and in turn, our programs lost that special "sparkle". We hope this will be a successful way to carry out programs for the next year.

With any job, many things are trial and error. We took this year as a chance to recognize what we need to do differently to better campus involvement. After long consideration, we feel our new structure of programming will be fun and effective. I'm excited to have been a part of SPB's future and know they will have tremendous success next year!

Certified as True and Correct	
<i>CRH</i>	<i>7-5-12</i>
Secretary, SSU Board of Trustees	Date

## EVENING OF HONORS REVIEW

### Student Government Association

Evening of Honors was held on March 30, 2012 in the Sodexo Ballroom in conjunction with the Celebration of Scholarship. Evening of Honors is a time when students, faculty, staff and administrators come together to celebrate the achievements of the university community.

This year, 65 students and two student organizations received awards for their academic and social achievements. There were 15 different departments as well as select offices on campus including the Student Success Center and Student Government Association that presented awards at this prestigious event.

The highlight of the evening was when Dr. Larry Lonney, who will be retiring this semester, received the bear hug award. The Bear Hug Award is an honor that is bestowed upon a faculty or staff member after being nominated by a student, and decided upon by the Academic Affairs Student Government Subcommittee. There were three other nominees for the award: Kimberly Gammon, Dr. Lavanya Vemsani, and Judy Morrow.

Evening of Honors is a celebration of students' achievements and is hosted by the Student Government Association. This was the 23<sup>rd</sup> Annual Evening of Honors, and the Student Government looks forward to next year's ceremony

Certified as True and Correct

CRH 7-5-12  
Secretary, SSU Board of Trustees Date

## Phi Eta Sigma

The 2012 Induction Ceremony for the freshman National Honor Society, Phi Eta Sigma, could not have been a greater success!

The ceremony was held on Tuesday, April 10<sup>th</sup> at 6:30 pm. 113 - SSU freshman students were inducted into the honor society. These outstanding students must have a 3.5 or better overall GPA in order to be invited to join Phi Eta Sigma.

Three SSU family members were selected by the Phi Eta Sigma officers and named the 2012 Honorary Members of Phi Eta Sigma:

Dr. Mary Oling-Sisay, Vice President for Student Affairs and Advisor to Phi Eta Sigma

Mr. William Rockwell, Director, Housing & University Center Operations

Dr. George Trampe, Associate Professor, Natural Science

Friends and families of the inductees filled the lower tier of the Vern Riffe Center for the Arts – the largest crowd ever! A huge success!!!

Certified as True and Correct

CRH 7-5-12  
Secretary, SSU Board of Trustees Date

## RESOLUTION F12-12

### APPROVAL OF THE FY2013 GENERAL FUND BUDGET

WHEREAS, revenue projections have been developed based on estimated state share of instruction, state supplement, tuition, and other fees approved by the Board of Trustees and enrollment projections for the upcoming fiscal year; and

WHEREAS, planned expenditures have been estimated anticipating operational, personnel, and programmatic needs of the University that include known inflationary factors; and

WHEREAS, the President of the University recommends adoption of the proposed budget;

THEREFORE BE IT RESOLVED that the Board of Trustees of Shawnee State University approves the proposed General Fund Budget for fiscal year 2013 as summarized in the accompanying exhibit.

(May 4, 2012)

Certified as True and Correct	
<i>PRH</i>	<i>7-5-12</i>
Secretary, SSU Board of Trustees	Date



## FY2013 GENERAL FUND BUDGET

\*\* DRAFT \*\*

REVENUE	Approved BUDGET FY2012	Projected ACTUAL FY2012	VARIANCE from Budget (\$)	VARIANCE from Budget (%)	Proposed BUDGET FY2013	VARIANCE from Budget (\$)	VARIANCE from Budget (%)
<b>STATE FUNDING</b>							
Capital Component <sup>1</sup>	\$106,552	\$106,552	\$0	0.00%	\$64,520	-\$42,032	-39.45%
State Share of Instruction <sup>2</sup>	\$13,473,212	\$13,565,628	\$92,416	0.69%	\$13,885,273	\$412,061	3.06%
Supplement <sup>3</sup>	\$2,448,523	\$2,448,523	\$0	0.00%	\$2,326,097	-\$122,426	-5.00%
<i>subtotal state funding</i>	<b>\$16,028,287</b>	<b>\$16,120,703</b>	<b>\$92,416</b>	<b>0.58%</b>	<b>\$16,275,890</b>	<b>\$247,603</b>	<b>1.54%</b>
<b>TUITION &amp; STUDENT FEES<sup>4</sup></b>							
Course Fees - Graduate	\$143,021	\$123,333	-\$19,688	-13.77%	\$129,136	-\$13,885	-9.71%
Course Fees - Undergraduate	\$1,048,821	\$1,040,741	-\$8,080	-0.77%	\$1,044,828	-\$3,993	-0.38%
General Fee	\$3,006,776	\$2,937,186	-\$69,590	-2.31%	\$3,039,439	\$32,663	1.09%
Instructional Fee - Graduate	\$813,786	\$741,942	-\$71,844	-8.83%	\$767,931	-\$45,855	-5.63%
Instructional Fee - Undergraduate	\$26,354,341	\$25,731,803	-\$622,538	-2.36%	\$26,633,352	\$279,011	1.06%
Miscellaneous Fees	\$180,000	\$176,957	-\$3,043	-1.69%	\$186,000	\$6,000	3.33%
Non-Resident Surcharge	\$548,152	\$596,978	\$48,826	8.91%	\$617,874	\$69,722	12.72%
Payment Plan & Late Payment Fees	\$222,000	\$222,431	\$431	0.19%	\$224,442	\$2,442	1.10%
Technology Fee	\$450,230	\$439,494	-\$10,736	-2.38%	\$454,864	\$4,634	1.03%
University Center Bond Fee <sup>5</sup>	\$1,269,681	\$1,243,600	-\$26,081	-2.05%	\$1,249,263	-\$20,418	-1.61%
<i>subtotal tuition &amp; student fees</i>	<b>\$34,036,808</b>	<b>\$33,254,466</b>	<b>-\$782,342</b>	<b>-2.30%</b>	<b>\$34,347,129</b>	<b>\$310,321</b>	<b>0.91%</b>
<b>OTHER INCOME</b>							
Indirect Cost Recovery	\$225,000	\$190,000	-\$35,000	-15.56%	\$200,000	-\$25,000	-11.11%
Miscellaneous Income <sup>6</sup>	\$250,000	\$238,851	-\$11,149	-4.46%	\$240,000	-\$10,000	-4.00%
Printing & Graphics	\$250,000	\$230,000	-\$20,000	-8.00%	\$225,000	-\$25,000	-10.00%
University Outreach	\$35,000	\$29,977	-\$5,023	-14.35%	\$28,000	-\$7,000	-20.00%
<i>subtotal other income</i>	<b>\$760,000</b>	<b>\$688,828</b>	<b>-\$71,172</b>	<b>-9.36%</b>	<b>\$693,000</b>	<b>-\$67,000</b>	<b>-8.82%</b>
<b>TOTAL REVENUE</b>	<b>\$50,825,095</b>	<b>\$50,063,997</b>	<b>-\$761,098</b>	<b>-1.50%</b>	<b>\$51,316,019</b>	<b>\$490,924</b>	<b>0.97%</b>
<b>USE OF FUND BALANCE<sup>7</sup></b>	<b>\$3,296,417</b>	<b>\$2,499,253</b>	<b>-\$797,164</b>	<b>-24.18%</b>	<b>\$2,990,856</b>	<b>-\$305,561</b>	<b>-9.27%</b>
<b>TOTAL REVENUE AND USE OF FUND BALANCE</b>	<b>\$54,121,512</b>	<b>\$52,563,250</b>	<b>-\$1,558,262</b>	<b>-2.88%</b>	<b>\$54,306,875</b>	<b>\$185,363</b>	<b>0.34%</b>
<b>EXPENDITURES</b>							
<b>COMPENSATION<sup>8</sup></b>							
Benefits	\$11,160,008	\$10,789,699	-\$370,309	-3.32%	\$11,324,891	\$164,883	1.48%
Salaries	\$25,499,540	\$25,289,160	-\$210,380	-0.83%	\$26,063,615	\$564,074	2.21%
<i>subtotal compensation</i>	<b>\$36,659,548</b>	<b>\$36,078,860</b>	<b>-\$580,688</b>	<b>-1.58%</b>	<b>\$37,388,506</b>	<b>\$728,958</b>	<b>1.99%</b>
<b>NON-COMPENSATION</b>							
Equipment & Buildings	\$1,730,679	\$1,527,982	-\$202,697	-11.71%	\$1,740,879	\$10,200	0.59%
Information, Communication, Shipping	\$990,000	\$1,079,835	\$89,835	9.07%	\$1,000,000	\$10,000	1.01%
Locally Funded Projects	\$1,298,000	\$998,000	-\$300,000	-23.11%	\$600,000	-\$698,000	-53.78%
Maintenance, Repairs, Rentals	\$2,070,200	\$2,215,372	\$145,172	7.01%	\$2,200,000	\$129,800	6.27%
Miscellaneous	\$990,000	\$875,478	-\$114,522	-11.57%	\$850,000	-\$140,000	-14.14%
Scholarships	\$2,937,306	\$2,780,557	-\$156,749	-5.34%	\$3,070,023	\$132,717	4.52%
Supplies	\$970,000	\$956,922	-\$13,078	-1.35%	\$955,000	-\$15,000	-1.55%
Travel & Entertainment	\$500,000	\$491,618	-\$8,382	-1.68%	\$505,000	\$5,000	1.00%
Utilities	\$1,774,052	\$1,322,591	-\$451,461	-25.45%	\$1,650,000	-\$124,052	-6.99%
<i>subtotal non-compensation</i>	<b>\$13,260,237</b>	<b>\$12,248,355</b>	<b>-\$1,011,882</b>	<b>-7.63%</b>	<b>\$12,570,902</b>	<b>-\$689,335</b>	<b>-5.20%</b>
<b>TOTAL EXPENDITURES</b>	<b>\$49,919,785</b>	<b>\$48,327,215</b>	<b>-\$1,592,570</b>	<b>-3.19%</b>	<b>\$49,959,408</b>	<b>\$39,623</b>	<b>0.08%</b>

<b>TRANSFERS</b>	<b>Approved BUDGET FY2012</b>	<b>Projected ACTUAL FY2012</b>	<b>VARIANCE from Budget (\$)</b>	<b>VARIANCE from Budget (%)</b>	<b>Proposed BUDGET FY2013</b>	<b>VARIANCE from Budget (\$)</b>	<b>VARIANCE from Budget (%)</b>
<b>BOND FEE</b>							
Bond Debt Repayment	\$1,269,681	\$1,243,600	-\$26,081	-2.05%	\$1,249,263	-\$20,418	-1.61%
<i>subtotal bond fee transfer</i>	<b>\$1,269,681</b>	<b>\$1,243,600</b>	<b>-\$26,081</b>	<b>-2.05%</b>	<b>\$1,249,263</b>	<b>-\$20,418</b>	<b>-1.61%</b>
<b>GENERAL FEE</b>							
Agencies	\$151,097	\$151,097	\$0	0.00%	\$151,097	\$0	0.00%
Athletics	\$1,782,659	\$1,794,826	\$12,167	0.68%	\$1,880,826	\$98,167	5.51%
Other Auxiliaries	\$490,539	\$538,435	\$47,896	9.76%	\$568,530	\$77,991	15.90%
Plant Funds	\$259,751	\$259,751	\$0	0.00%	\$259,751	\$0	0.00%
<i>subtotal general fee transfers</i>	<b>\$2,684,046</b>	<b>\$2,744,109</b>	<b>\$60,063</b>	<b>2.24%</b>	<b>\$2,860,204</b>	<b>\$176,158</b>	<b>6.56%</b>
<b>GENERAL FUND</b>							
Center for the Arts	\$198,000	\$200,240	\$2,240	1.13%	\$198,000	\$0	0.00%
Children's Learning Center	\$10,000	\$8,086	-\$1,914	-19.14%	\$0	-\$10,000	100.00%
Restricted Contingency	\$40,000	\$40,000	\$0	0.00%	\$40,000	\$0	0.00%
<i>subtotal general fund transfers</i>	<b>\$248,000</b>	<b>\$248,326</b>	<b>\$326</b>	<b>0.13%</b>	<b>\$238,000</b>	<b>-\$10,000</b>	<b>-4.03%</b>
<b>TOTAL TRANSFERS</b>	<b>\$4,201,727</b>	<b>\$4,236,035</b>	<b>\$34,308</b>	<b>0.82%</b>	<b>\$4,347,467</b>	<b>\$145,740</b>	<b>3.47%</b>
<b>TOTAL EXPENDITURES AND TRANSFERS</b>	<b>\$54,121,512</b>	<b>\$52,563,250</b>	<b>-\$1,558,262</b>	<b>-2.88%</b>	<b>\$54,306,875</b>	<b>\$185,363</b>	<b>0.34%</b>

**NOTES**

- <sup>1</sup> Scheduled distribution of funds from previous capital bills. SSU's allocation will decrease in FY2013, remain the same for FY2014, and decrease again in FY2015.
- <sup>2</sup> Based on the most recent State Share of Instruction estimate published by the Ohio Board of Regents (4/19/12).
- <sup>3</sup> 5% Supplement reduction contained in Am. Sub. H.B. 153.
- <sup>4</sup> Actual enrollment growth for FY2012 did not meet assumptions. FY2013 revenue projections are based on actual, rather than budgeted, FY2012 enrollments.
- <sup>5</sup> All revenue from the University Center Bond Fee is applied to service on the bond.
- <sup>6</sup> Includes interest received from STAR account and Attorney General collections.
- <sup>7</sup> Use of Fund Balance reflects General Fund revenue net of expenditures only. It does not include balance sheet adjustments, including the change in investment values booked during the fiscal year.
- <sup>8</sup> Salary and benefits pools will cover personnel adjustments and minimum wage increases for both the General Fund and Auxiliaries.

**ASSUMPTIONS**

- 0.0% enrollment increase over FY2012 actual enrollment for both Graduates and Undergraduates.
- 3.5% tuition increase for both Graduates and Undergraduates.
- Investment gains are budgeted at zero, as are investment earnings, which are automatically reinvested.
- Passage of a capital bill will lessen reliance on local funds for renovation and construction.

Certified as True and Correct	
<i>CRH</i>	7-5-12
Secretary, SSU Board of Trustees	Date

## RESOLUTION F13-12

### APPROVAL OF THE FY2013 AUXILIARY AND AGENCY BUDGET

WHEREAS, revenue projections have been developed based on estimated general fee income, predicted housing occupancy, and approved housing and meal plan rates; and

WHEREAS, planned expenditures have been estimated anticipating operational and personnel needs, student academic support, psychological support services, student athletic and campus enrichment activities, and quality residential life programs; and

WHEREAS, the President of the University recommends adoption of the proposed budget;

THEREFORE BE IT RESOLVED that the Board of Trustees of Shawnee State University adopts the proposed Auxiliary and Agency Budget for fiscal year 2013 as summarized in the accompanying exhibit.

(May 4, 2012)

Certified as True and Correct	
<i>CRH</i>	<i>7-5-12</i>
Secretary, SSU Board of Trustees	Date

**FY2013 AUXILIARY AND AGENCY FUND BUDGET**

\*\* DRAFT \*\*

REVENUE	Approved	Projected	VARIANCE	VARIANCE	Proposed	VARIANCE	VARIANCE
	BUDGET	ACTUAL	from Budget	from Budget	BUDGET	from Budget	from Budget
	FY2012	FY2012	(\$)	(%)	FY2013	(\$)	(%)
<b>AUXILIARY REVENUE</b>							
Athletics	\$13,000	\$12,463	-\$537	-4.13%	\$13,000	\$0	0.00%
Bookstore Commission	\$235,000	\$239,092	\$4,092	1.74%	\$235,000	\$0	0.00%
Center for the Arts <sup>1</sup>	\$457,000	\$458,067	\$1,067	0.23%	\$485,000	\$28,000	6.13%
Children's Learning Center	\$206,900	\$229,298	\$22,398	10.83%	\$229,900	\$23,000	11.12%
Housing	\$3,700,033	\$3,851,527	\$151,494	4.09%	\$3,802,557	\$102,524	2.77%
Senior Citizen Grant	\$40,000	\$40,000	\$0	0.00%	\$40,000	\$0	0.00%
Sports Center Memberships	\$15,163	\$13,866	-\$1,297	-8.55%	\$15,163	\$0	0.00%
University Center	\$147,000	\$152,184	\$5,184	3.53%	\$152,000	\$5,000	3.40%
<i>subtotal Auxiliary revenue</i>	<b>\$4,814,096</b>	<b>\$4,996,498</b>	<b>\$182,402</b>	<b>3.79%</b>	<b>\$4,972,620</b>	<b>\$158,524</b>	<b>3.29%</b>
<b>AGENCY REVENUE</b>							
Pouring Rights Contract	\$20,000	\$20,000	\$0	0.00%	\$20,000	\$0	0.00%
Student Programming Board	\$18,200	\$8,724	-\$9,476	-52.07%	\$15,000	-\$3,200	-17.58%
<i>subtotal Agency revenue</i>	<b>\$38,200</b>	<b>\$28,724</b>	<b>-\$9,476</b>	<b>-24.81%</b>	<b>\$35,000</b>	<b>-\$3,200</b>	<b>-8.38%</b>
<b>TRANSFERS</b>							
General Fee Support	\$2,424,295	\$2,443,766	\$19,471	0.80%	\$2,600,453	\$176,158	7.27%
General Fund Support	\$208,000	\$206,086	-\$1,914	-0.92%	\$198,000	-\$10,000	-4.81%
<i>subtotal transfers</i>	<b>\$2,632,295</b>	<b>\$2,649,852</b>	<b>\$17,557</b>	<b>0.67%</b>	<b>\$2,798,453</b>	<b>\$166,158</b>	<b>6.31%</b>
<b>TOTAL REVENUE AND TRANSFERS</b>	<b>\$7,484,591</b>	<b>\$7,675,074</b>	<b>\$190,483</b>	<b>2.54%</b>	<b>\$7,806,073</b>	<b>\$321,482</b>	<b>4.30%</b>
<b>EXPENDITURES</b>							
<b>ATHLETICS</b>							
Athletic Contingency	\$8,000	\$8,000	\$0	0.00%	\$8,000	\$0	0.00%
Athletic Director <sup>2</sup>	\$555,374	\$567,405	\$12,031	2.17%	\$475,374	-\$80,000	-14.40%
Athletic Scholarships	\$532,000	\$487,287	-\$44,713	-8.40%	\$618,000	\$86,000	16.17%
Athletic Trainers	\$127,980	\$116,609	-\$11,371	-8.89%	\$140,147	\$12,167	9.51%
Men's Baseball	\$46,908	\$65,953	\$19,045	40.60%	\$62,908	\$16,000	34.11%
Men's Basketball	\$73,268	\$72,446	-\$822	-1.12%	\$82,868	\$9,600	13.10%
Men's Cross Country	\$33,296	\$39,445	\$6,149	18.47%	\$36,096	\$2,800	8.41%
Men's Golf	\$24,064	\$24,251	\$187	0.78%	\$24,064	\$0	0.00%
Men's Soccer	\$30,200	\$29,420	-\$780	-2.58%	\$36,600	\$6,400	21.19%
Post Season Travel	\$50,600	\$10,791	-\$39,809	-78.67%	\$50,600	\$0	0.00%
Sports Center/Natorium	\$146,877	\$119,755	-\$27,122	-18.47%	\$146,877	\$0	0.00%
Women's Basketball	\$54,000	\$57,629	\$3,629	6.72%	\$66,800	\$12,800	23.70%
Women's Cheerleading & Dance Team	\$11,700	\$10,530	-\$1,170	-10.00%	\$12,500	\$800	6.84%
Women's Cross Country	\$31,810	\$35,599	\$3,789	11.91%	\$34,610	\$2,800	8.80%
Women's Soccer	\$29,800	\$25,908	-\$3,892	-13.06%	\$36,200	\$6,400	21.48%
Women's Softball	\$40,790	\$42,445	\$1,655	4.06%	\$51,190	\$10,400	25.50%
Women's Tennis	\$19,458	\$18,201	-\$1,257	-6.46%	\$19,458	\$0	0.00%
Women's Volleyball	\$34,697	\$36,530	\$1,833	5.28%	\$46,697	\$12,000	34.59%
<i>subtotal Athletics</i>	<b>\$1,850,822</b>	<b>\$1,768,205</b>	<b>-\$82,617</b>	<b>-4.46%</b>	<b>\$1,948,989</b>	<b>\$98,167</b>	<b>5.30%</b>
<b>OTHER AUXILIARIES</b>							
Bookstore Utilities	\$20,000	\$10,051	-\$9,949	-49.74%	\$10,000	-\$10,000	-50.00%
Center for the Arts	\$655,000	\$672,635	\$17,635	2.69%	\$683,000	\$28,000	4.27%
Children's Learning Center	\$409,400	\$423,930	\$14,530	3.55%	\$432,400	\$23,000	5.62%
Housing	\$2,672,141	\$2,757,971	\$85,830	3.21%	\$2,709,360	\$37,219	1.39%
Residence Life	\$851,892	\$832,627	-\$19,265	-2.26%	\$917,197	\$65,305	7.67%
Student Activities	\$216,074	\$244,740	\$28,666	13.27%	\$294,065	\$77,991	36.09%
Student Health Clinic	\$90,000	\$88,690	-\$1,310	-1.46%	\$90,000	\$0	0.00%
University Center	\$353,965	\$309,111	-\$44,854	-12.67%	\$358,965	\$5,000	1.41%
<i>subtotal other Auxiliaries</i>	<b>\$5,268,472</b>	<b>\$5,339,754</b>	<b>\$71,282</b>	<b>1.35%</b>	<b>\$5,494,987</b>	<b>\$226,515</b>	<b>4.30%</b>

EXPENDITURES (continued)	Approved BUDGET FY2012	Projected ACTUAL FY2012	VARIANCE from Budget (\$)	VARIANCE from Budget (%)	Proposed BUDGET FY2013	VARIANCE from Budget (\$)	VARIANCE from Budget (%)
<b>AGENCIES</b>							
Chronicle	\$15,000	\$9,465	-\$5,535	-36.90%	\$15,000	\$0	0.00%
Intramurals	\$23,587	\$19,284	-\$4,303	-18.24%	\$23,587	\$0	0.00%
Silhouette	\$6,210	\$4,905	-\$1,305	-21.01%	\$6,210	\$0	0.00%
Student Government	\$40,000	\$39,184	-\$816	-2.04%	\$40,000	\$0	0.00%
Student Programming Board	\$104,500	\$92,557	-\$11,943	-11.43%	\$101,300	-\$3,200	-3.06%
<i>subtotal Agencies</i>	\$189,297	\$165,395	-\$23,902	-12.63%	\$186,097	-\$3,200	-1.69%
<b>TOTAL EXPENDITURES</b>	\$7,308,591	\$7,273,354	-\$35,237	-0.48%	\$7,630,073	\$321,482	4.40%
<b>TRANSFERS</b>							
<b>HOUSING</b>							
Plant Funds	\$176,000	\$176,000	\$0	0.00%	\$176,000	\$0	0.00%
<b>TOTAL TRANSFERS</b>	\$176,000	\$176,000	\$0	0.00%	\$176,000	\$0	0.00%
<b>TOTAL EXPENDITURES AND TRANSFERS</b>	\$7,484,591	\$7,449,354	-\$35,237	-0.47%	\$7,806,073	\$321,482	4.30%

**NOTES**

<sup>1</sup> Vern Riffe Center for the Arts revenue reflects projected increases in ticket sales, gifts and grants.

<sup>2</sup> Athletic team travel expenses were previously budgeted to the Athletic Director account. For FY2013, these expenses are distributed among the individual team budgets.

**ASSUMPTIONS**

3.5% housing rate increase.

4.0% meal plan rate increase.

Housing occupancy of 95.0% fall semester and 85.0% spring semester.

0.0% salary and benefits increases for all accounts. Any approved adjustments will be covered by the General Fund.

Second year of a 5-year plan to increase athletic scholarships, improving competitiveness within the NAIA Mid-South Conference.

Certified as True and Correct	
<i>CRH</i>	7-5-12
Secretary, SSU Board of Trustees	Date

## RESOLUTION F14-12

### APPROVAL OF AY12-13 COMMUNICATION FEE

WHEREAS, a communication fee is charged to students residing in University-owned and University managed housing to partially defray costs associated with residential network services; and

WHEREAS, in the University's ongoing effort to contain student costs, the President is recommending that the established communication fee not be increased for the upcoming academic year;

THEREFORE BE IT RESOLVED that the Board of Trustees of Shawnee State University approves the residential student communication fee as follows:

Academic Year 2012-13	\$102/semester per resident
Summer Term 2012-13	\$ 68/semester per resident

(May 4, 2012)

Certified as True and Correct	
<i>CRH</i>	7-5-12
Secretary, SSU Board of Trustees	Date

## RESOLUTION F15-12

### APPOINTMENT OF INVESTMENT COMMITTEE MEMBER

WHEREAS, Mr. Marc Cottle has completed a three year appointment to the Shawnee State University Investment Committee; and

WHEREAS, Mr. Cottle has provided exemplary service and commitment to the Committee and has expressed a willingness to continue his service; and

WHEREAS, Mr. Dan Mooney, Chairperson of the SSU Board of Trustees, nominates Marc Cottle for reappointment, and the nomination is supported by Ms. Kay Reynolds, Chair of the Investment Committee; and

WHEREAS member reappointments by policy are for three years;

THEREFORE BE IT RESOLVED that Mr. Marc Cottle is appointed to the SSU Investment Committee for a three-year term ending on June 30, 2015.

(May 4, 2012)

Certified as True and Correct	
<i>CRH</i>	<i>7-5-12</i>
Secretary, SSU Board of Trustees	Date

**PERSONNEL INFORMATION ITEMS**  
**MAY 2012 BOT MEETING**  
**Changes processed February 16 to April 11, 2012**  
(Developed from information received in the HR Department through April 11, 2012)

***DIVISION OF ACADEMIC AFFAIRS***

***Appointment – Faculty***

*April A. Barnette*, full-service, temporary Senior Instructor in the Department of Health Sciences, Physical Therapy Assistant Program, beginning May 21, 2012, at an academic year salary of \$45,350. Ms. Barnette possesses a Master of Education in Classroom Teaching from the University of Rio Grande, a Bachelor of Science in Athletic Training from Shawnee State University, and an Associate of Applied Science in the Physical Therapy Assistant program from Shawnee State University.

*Dr. Linda D. Hunt*, full-service Assistant Professor in the Department of Mathematical Sciences, beginning August 20, 2012, at an academic year salary of \$61,550. Dr. Hunt possesses a Doctorate (Ed.D) and Specialist in Education (Ed.S) in Curriculum and Instruction from the Marshall University Graduate College, a Master of Arts in Secondary Mathematics from Marshall University, and a Bachelor of Science in Computer Science from Bethany College (WV).

***Retirement – Faculty***

*Julia L. Basham*, Professor of Biology in the Department of Natural Sciences, retirement effective June 1, 2012.

*Dr. Lawrence “Larry” Lonney*, Assistant Professor of Physics in the Department of Natural Sciences, retirement effective June 1, 2012.

*Dr. George M. Trampe*, Associate Professor of Chemistry in the Department of Natural Sciences, retirement effective June 1, 2012.

***DIVISION OF FINANCE & ADMINISTRATION***

*Nothing to report*

***PRESIDENT’S OFFICE / CENTRAL ADMINISTRATION***

*Nothing to report*

***DIVISION OF STUDENT AFFAIRS***

*Nothing to report*

*Per University Personnel Actions Policy 5.16:*

*4.1 The Board of Trustees will be informed of all appointments, separations, removals and changes in status for full-time employees including faculty*

Certified as True and Correct

*PCA 7-5-12*  
Secretary, SSU Board of Trustees      Date

Prepared: 4/11/12



## APRIL BARNETTE

2415 TODD STREET, FLATWOODS, KY 41139

### POSITION OFFERED

Senior Instructor, Physical Therapy Assistant Program

(Full-service Temporary Appointment)

Effective Date: May 21, 2011

### EDUCATION

Master of Education, Classroom Teaching <i>University of Rio Grande</i>	2006
Bachelor of Science, Athletic Training <i>Shawnee State University</i>	2002
Associate of Applied Science, Physical Therapy Assistant Program <i>Shawnee State University</i>	2010

### TEACHING AND PROFESSIONAL WORK EXPERIENCE

Physical Therapy Assistant <i>Kingsbrook LifeCare Center</i>	2011 - Present
Physical Therapy Assistant / Certified Athletic Trainer <i>Premier Physical Therapy &amp; Health Centers</i>	2010 - 2011
Certified Athletic Trainer <i>Scott Orthopedic Center</i>	2009 - 2010
Certified Athletic Trainer <i>Shawnee State University</i>	2002 - 2009
Adjunct Instructor <i>Shawnee State University</i>	2002 - 2009

### PROFESSIONAL LICENSES & CERTIFICATIONS


Kentucky Physical Therapy Assistant License

Certified Athletic Trainer - Athletic Training Board of Certification

Ohio Physical Therapy Assistant and Athletic Trainers Licensure

Certified Athletic Trainer - Kentucky Board of Medical Licensure

Certified as True and Correct

  
Secretary, SSU Board of Trustees Date

## LINDA D. HUNT, ED.D

450 TOWNSHIP ROAD 1535, PROCTORVILLE, OH 45669

### POSITION OFFERED

Assistant Professor, Mathematics  
(Full-service Appointment)  
Effective Date: August 20, 2012

### EDUCATION

Doctorate of Education, Curriculum & Instruction <i>Marshall University Graduate College</i>	2011
Specialist in Education, Curriculum & Instruction <i>Marshall University Graduate College</i>	2003
Masters of Arts, Secondary Mathematics Education <i>Marshall University</i>	1993
Bachelor of Arts, Computer Science <i>Bethany College (WV)</i>	1985

### TEACHING AND PROFESSIONAL EXPERIENCE

Associate Professor, Mathematics <i>Ashland Community &amp; Technical College</i>	2006 - Present
Director, Title III <i>University of Rio Grande</i>	2003 - 2006
Adjunct Instructor, Applied Math <i>Ashland Community &amp; Technical College</i>	2002 - 2006
Assistant Professor, College of Education <i>Marshall University</i>	2002 - 2003
Associate Professor <i>Marshall University Community &amp; Technical College</i>	1993 - 2002

### PROFESSIONAL CERTIFICATION

Developmental Education Specialist, Kellogg Institute	2001
---	------

### DISSERTATION

Title: Predictors of Student Outcomes in Developmental Math at a Public Community and Technical College. Marshall University Graduate College, South Charleston, WV (2011)

Note: This summary contains a partial record of the candidate's full qualifications. A complete resume/vita can be obtained in the Human Resources Office located in Administration Building, Room 016.

Certified as True and Correct	
<i>LRH</i>	<i>7-5-12</i>
Secretary, SSU Board of Trustees	Date

INVESTMENT PORTFOLIO PERFORMANCE

**FISCAL YEAR 11:**

INVESTMENT COMPANY	VALUE AS OF JUNE 30, 2010	JULY	AUGUST	SEPTEMBER	OCTOBER	NOVEMBER	DECEMBER	JANUARY	FEBRUARY	MARCH	APRIL	MAY	JUNE	TOTAL YTD GAIN/(LOSS)
BNY MELLON	\$ 5,328,868.28	\$ 219,800.04	\$ (88,146.49)	\$ 273,190.96	\$ 104,225.41	\$ (24,286.16)	\$ 202,429.41	\$ 36,738.70	\$ 109,910.96	\$ 45,608.30	\$ 143,011.32	\$ (45,264.49)	\$ (75,356.05)	\$ 900,961.91
COMMONFUND	\$ 5,882,715.14	\$ 233,988.81	\$ (87,613.27)	\$ 292,732.99	\$ 143,135.79	\$ (12,048.85)	\$ 187,537.17	\$ 72,259.60	\$ 131,507.57	\$ (1,166.48)	\$ 169,965.40	\$ (26,385.58)	\$ (64,978.67)	\$ 1,038,934.48
Accrued Interest Receivable Adjustment														\$ 8,776.46
CURRENT MTD TOTAL GAIN/(LOSS)	\$ 11,211,583.42	\$ 453,788.85	\$ (175,759.76)	\$ 565,923.95	\$ 247,361.20	\$ (36,335.01)	\$ 389,966.58	\$ 108,998.30	\$ 240,518.53	\$ 44,441.82	\$ 312,976.72	\$ (71,650.07)	\$ (131,558.26)	\$ 1,948,672.85
<b>INVESTMENT FUND BALANCES:</b>														
BNY MELLON	\$ 5,548,668.32	\$ 5,460,521.83	\$ 5,733,712.79	\$ 5,837,938.20	\$ 5,813,652.04	\$ 6,016,081.45	\$ 6,052,820.15	\$ 6,161,831.11	\$ 6,207,439.41	\$ 6,350,450.73	\$ 6,305,186.24	\$ 6,229,830.19	\$ 6,229,830.19	
COMMONFUND	\$ 6,316,709.95	\$ 6,039,090.68	\$ 6,321,823.67	\$ 6,464,959.46	\$ 6,452,910.61	\$ 6,640,447.78	\$ 6,712,707.38	\$ 6,844,214.95	\$ 6,843,048.47	\$ 7,013,013.87	\$ 6,986,628.29	\$ 6,921,649.62	\$ 6,921,649.62	
TOTAL	\$ 11,865,378.27	\$ 11,499,612.51	\$ 12,055,536.46	\$ 12,302,897.66	\$ 12,266,562.65	\$ 12,656,529.23	\$ 12,765,527.53	\$ 13,006,046.06	\$ 13,050,487.88	\$ 13,363,464.60	\$ 13,291,814.53	\$ 13,151,479.81	\$ 13,151,479.81	

**FISCAL YEAR 12:**

INVESTMENT COMPANY	VALUE AS OF JUNE 30, 2011	JULY	AUGUST	SEPTEMBER	OCTOBER	NOVEMBER	DECEMBER	JANUARY	FEBRUARY	MARCH	APRIL	MAY	JUNE	TOTAL YTD GAIN/(LOSS)
BNY MELLON	\$ 6,229,830.19	\$ (56,681.19)	\$ (246,258.09)	\$ (318,315.90)	\$ 335,735.25	\$ (50,280.78)	\$ 4,165.56	\$ 215,425.86	\$ 152,435.24	\$ 37,698.06	\$ (46,883.51)			\$ 27,040.50
COMMONFUND	\$ 6,921,649.62	\$ (18,353.60)	\$ (258,313.79)	\$ (275,661.82)	\$ 345,059.48	\$ (54,158.11)	\$ 48,794.33	\$ 206,901.12	\$ 178,740.17	\$ 99,752.91	\$ (41,018.95)			\$ 231,731.74
Accrued Interest Receivable Adjustment														\$ (8,776.46)
CURRENT MTD TOTAL GAIN/(LOSS)	\$ (83,811.25)	\$ (504,571.88)	\$ (593,977.72)	\$ (680,794.73)	\$ 680,794.73	\$ (104,438.89)	\$ 52,949.89	\$ 422,326.98	\$ 331,175.41	\$ 137,450.97	\$ (87,902.46)			\$ 249,995.78
PRIOR WEEK'S REPORT TOTAL														\$ (131,336.04)
GAIN/(LOSS) FROM PRIOR WEEK														\$ 43,933.58

**INVESTMENT FUND BALANCES:**

BNY MELLON	\$ 6,173,149.00	\$ 5,926,890.91	\$ 5,608,575.01	\$ 5,944,310.26	\$ 5,894,029.48	\$ 5,898,195.04	\$ 6,113,620.90	\$ 6,266,066.14	\$ 6,303,754.20	\$ 6,256,870.69				
COMMONFUND	\$ 6,903,296.02	\$ 6,644,982.33	\$ 6,369,320.41	\$ 6,714,379.89	\$ 6,660,221.78	\$ 6,709,006.11	\$ 6,915,907.23	\$ 7,094,447.40	\$ 7,194,400.31	\$ 7,153,381.36				
TOTAL	\$ 13,076,445.02	\$ 12,571,873.24	\$ 11,977,895.42	\$ 12,658,690.15	\$ 12,554,251.26	\$ 12,607,201.15	\$ 13,029,528.13	\$ 13,360,703.54	\$ 13,498,154.51	\$ 13,410,252.05				

Certified as True and Correct  
*PRH* 7-5-12  
 Secretary, SSU Board of Trustees Date

# Status of Projects through April 30, 2012

PROJECT TITLE	PROJECT TYPE	PHASE	PHASE % COMPLETE	TOTAL PROJECT % COMPLETE	SCHEDULE NEXT ACTION	REMARKS	PROJECTED CONSTRUCTION BUDGET	FUNDING SOURCE
1. Founders Plaza Project	B/C/D	III	0%	30%	Construction	The plaza area between the Administration Building and the Athletic Center will be totally renovated. Construction documents complete. Capital budget signed by Governor. New schedule being developed.	TBD	State Capital
2. Administration Building Renovation	B	I	50%	15%	Design	New office and classroom space being evaluated. New HVAC equipment will be installed in newly renovated areas. Programming complete. Construction documents being developed.	TBD	State Capital
3. 310 Chillicothe Street	B	I	20%	6%	Design	Programming started. First floor will be renovated for office and classroom space by January, 2013.	TBD	Local

**PROJECT TYPES**  
 A = New Construction  
 B = Remodeling  
 C = Site work/Civil  
 D = Landscaping  
 E = Internally Funded Capital Projects  
 F = Consulting

**PROJECT PHASES**  
 I = Programming  
 II = Design  
 III = Bid Documents  
 IV = Construction  
 V = Occupancy/Accepted

Updated 4/10/12

Certified as True and Correct <div style="text-align: center; font-size: 1.2em; font-family: cursive;">CRA 7-5-12</div> Secretary, SSU Board of Trustees      Date
---

**RESOLUTION E02-12**

**ACADEMIC YEAR 2012/2013  
SCHEDULE OF MEETINGS FOR THE BOARD AND ITS COMMITTEES**

WHEREAS, the Shawnee State University meets as a public body under Ohio law, with meetings publicized and open to those who wish to attend; and

WHEREAS, an academic year 2012/2013 Shawnee State University Board of Trustees meeting schedule has been developed so that it can be released well in advance, and that schedule of meetings is now being recommended for approval;

THEREFORE BE IT RESOLVED that the Board of Trustees of Shawnee State University adopts the attached academic year 2012/2013 schedule of meetings for the Board and its committees.

(May 4, 2012)

Certified as True and Correct	
<i>CRH</i>	<i>7-5-12</i>
Secretary, SSU Board of Trustees	Date

**ACADEMIC YEAR 2012/2013  
SCHEDULE OF MEETINGS  
SHAWNEE STATE UNIVERSITY BOARD OF TRUSTEES  
AND IT'S COMMITTEES**

<b>Board of Trustees</b>	<b>Finance &amp; Administration Committee</b>	<b>Academic and Student Affairs Committee</b>
<b>July 13, 2012 (Friday)</b> Selby Board Room 1:15 p.m.	University Center 214 9:00 a.m.	University Center 215 10:15 a.m.
<b>September 14, 2012 (Friday)</b> Selby Board Room 1:15 p.m.	University Center 214 9:00 a.m.	University Center 215 10:15 a.m.
<b>November 9, 2012 (Friday)</b> Selby Board Room 1:15 p.m.	University Center 214 9:00 a.m.	University Center 215 10:15 a.m.
<b>January 18, 2013 (Friday)</b> Selby Board Room 1:15 p.m.	University Center 214 9:00 a.m.	University Center 215 10:15 a.m.
<b>March 8, 2013 (Friday)</b> Selby Board Room 1:15 p.m.	University Center 214 9:00 a.m.	University Center 215 10:15 a.m.
<b>May 3, 2013 (Friday)</b> Selby Board Room 1:15 p.m.	University Center 214 9:00 a.m.	University Center 215 10:15 a.m.

---

**Graduation Dates**


---

**December 14, 2012 (Friday)**  
COMMENCEMENT  
Vern Riffe Center for the Arts  
TIME TO BE DETERMINED

**May 4, 2013 (Saturday)**  
COMMENCEMENT  
Alumni Green  
10:00 a.m.

Certified as True and Correct
<i>PRH</i> 7-5-12
Secretary, SSU Board of Trustees      Date

**Environmental Safety & Health  
Presentation  
to the  
Board of Trustees  
Finance & Administration  
Committee**



---

---

---

---

---


---

---

---

**Emergency Response Structure**

- Emergency Response Team (ERT)
- Department of Public Safety
- Facilities Department
- Building Marshals
- Emergency Operations Center



---

---

---

---


---

---


---

---


**Emergency Response Procedures**



Emergency Procedures Flipchart



Emergency Response Plan



---

---

---

---

---

---

---

---

Certified as True and Correct  
CRH 7-5-12  
Secretary, SSU Board of Trustees      Date

## Safety-Related Systems & Equipment

- Fire Safety Systems
- SSU Alert
- Outdoor Siren System
- Indoor PA System
- Emergency Generators
- Evacuation Chairs
- AED's
- Camera Surveillance System
- Incident Reporting System

Shawnee State UNIVERSITY

---

---

---

---

---

---

---

---

## Fire Safety Systems/Program

- Fire Prevention Programs
  - ESH Inspections
  - Fire Protection Equipment Inspection, Testing and Maintenance
  - Fire Safety Training
- Fire Response
  - Fire Alarms
  - Sprinklers (not in all buildings)
  - Fire Department Response
  - Building Evacuation

All SSU residence halls are 100% protected by central fire alarm and sprinklers.

Shawnee State UNIVERSITY

---

---

---

---

---

---

---

---

## SSU Alert

- Text to Voice Notification
- E-mail
- Texting
- Facebook/Twitter

Shawnee State UNIVERSITY



---

---

---

---

---

---

---


---


Certified as True and Correct

*CRH* 7-5-12  
Secretary, SSU Board of Trustees      Date



### Outdoor Siren System



 Shawnee State  
UNIVERSITY

---

---

---

---


---


---

---

---

### Building PA System



 Shawnee State  
UNIVERSITY

---

---

---

---

---

---

---


---


### Emergency Generators

- Emergency generator starts automatically when there is a power disruption. It provides power for emergency and exit lighting and for the fire alarm system.

**Locations:**

- University Center
- Facilities Office
- Rhodes Athletic Center
- VRCFA
- Library
- Messia
- Kricker Hall



 Shawnee State  
UNIVERSITY

---

---

---

---

---

---

---

---


Certified as True and Correct  
*CRH* 7-5-12  
 Secretary, SSU Board of Trustees      Date

## Evacuation Chair Locations:

**ATC Building**  
(Elevator Equip. Room)

**Massie Hall**  
(Basement Mech. Room)

*Training video on facilities  
web page.*



 Shawnee State  
UNIVERSITY

---

---

---

---

---

---

---

---

## AED Locations

**VRCA -**  
• 1<sup>st</sup> floor near room 131

**ATHLETICS CENTER-**  
• basement floor outside gym  
• 1<sup>st</sup> floor across from the clinic

**NATATORIUM-**  
• Outside of pool area

**UNIVERSITY CENTER-**  
• 1<sup>st</sup> floor in cafeteria

**ATC BUILDING-**  
• 1<sup>st</sup> floor across from plantarium

**Children's Learning Center**  
• lobby

**ADMINISTRATION BUILDING-**  
• Next to President's conference room

**KRICKER HALL-**  
• Bottom of stairs on 1<sup>st</sup> floor

**LIBRARY-**  
• Main floor by Ficht' Lecture Hall

**MASSIE-**  
• 1<sup>st</sup> floor across from elevator  
• 3<sup>rd</sup> floor across from elevator

**HEALTH SCIENCE-**  
• outside room 120

**SECURITY VEHICLE-**  
• trunk of vehicle

 Shawnee State  
UNIVERSITY

---

---

---

---

---


---

---

---

## Surveillance Cameras

- 160 cameras on campus
- New server project Completed
- Next Phase - Replace analog cameras with IP cameras



 Shawnee State  
UNIVERSITY

---

---

---

---

---

---

---

---

Certified as True and Correct

CRH 7-5-12  
Secretary, SSU Board of Trustees Date

### EH&S Misc

- Hazardous Waste
- OSHA
- Traffic Controls
- Emergency Phones
- Safe Room



---

---

---

---

---

---

---

---

### Hazardous Waste

- SSU is an CESQG for EPA Reporting
- Hazardous waste is stored in a storage facility near Quonset hut
- Inventoried & shipped off campus quarterly



---

---

---

---

---

---

---

---

### OSHA Incidence Rates

Average OSHA Incidence Rate for Colleges/Universities our Size  
2.8

Shawnee State University  
OSHA Incidence Rate  
1.0 (0.7)

Year	OSHA Incidence Rate
2000	1.0
2001	1.0
2002	1.0
2003	1.0
2004	1.0
2005	1.0
2006	1.0
2007	1.0
2008	1.0
2009	1.0
2010	1.0
2011	1.0
2012	1.0
2013	1.0
2014	1.0
2015	1.0
2016	1.0
2017	1.0
2018	1.0
2019	1.0
2020	1.0



---

---

---

---

---


---

---

---

Certified as True and Correct  
P. A. H. 7-5-12  
Secretary, SSU Board of Trustees      Date

### Traffic Controls



Shawnee State UNIVERSITY

---

---

---

---


---

---

---

---

### Emergency Phones



Shawnee State UNIVERSITY

---

---

---

---

---

---

---

---

### CLC Safe Room



Shawnee State UNIVERSITY

---

---

---

---

---

---

---

---

Certified as True and Correct

*ORH* 7-5-12  
Secretary, SSU Board of Trustees Date

## New Programs

- Online safety training
- Arc flash safety
- Bloodborne pathogens
- New incident reporting software
- Industrial hygiene preliminary testing
- CO monitoring

 Shawnee State  
UNIVERSITY

---

---

---

---

---

---

---

---

Certified as True and Correct

*CRH* *7-5-12*  
Secretary, SSU Board of Trustees      Date

# Status of Projects through April 30, 2012

PROJECT TITLE	PROJECT TYPE	PHASE	PHASE COMPLETE	TOTAL PROJECT % COMPLETE	SCHEDULE NEXT ACTION	REMARKS	PROJECTED CONSTRUCTION BUDGET	FUNDING SOURCE
1. Founders Plaza Project	B/C/D	III	0%	30%	Construction	The plaza area between the Administration Building and the Athletic Center will be totally renovated. Construction documents complete. Capital budget signed by Governor. New schedule being developed.	TBD	State Capital
2. Administration Building Renovation	B	I	50%	15%	Design	New office and classroom space being evaluated. New HVAC equipment will be installed in newly renovated areas. Programming complete. Construction documents being developed.	TBD	State Capital
3. 310 Chillicothe Street	B	I	20%	6%	Design	Programming started. First floor will be renovated for office and classroom space by January, 2013.	TBD	Local

- PROJECT TYPES**  
 A = New Construction  
 B = Remodeling  
 C = Site work/Civil  
 D = Landscaping  
 E = Internally Funded Capital Projects  
 F = Consulting
- PROJECT PHASES**  
 I = Programming  
 II = Design  
 III = Bid Documents  
 IV = Construction  
 V = Occupancy/Accepted

Updated 4/10/12

Certified as True and Correct

*PRH* 7-5-12

Secretary, SSU Board of Trustees      Date

Since the founding of Shawnee State University (SSU) in 1986, the special supplement has been essential to this young university's mission. SSU's unique mission is to provide greater access to higher education for its local region of Appalachia and for students with similar characteristics from across the state. The supplement has supported this access mission, helping SSU to keep its tuition significantly lower than most other universities in the state. The economic and social challenges faced by many SSU students sharply increase the need for intervention and support services. SSU is located in a region with high poverty, which results in lower adult education attainment. Four out of five SSU students are first generation college students, and many are underprepared and require developmental courses, comprehensive advising, and the free tutoring services provided by SSU's Student Success Center. SSU must support these needs while maintaining affordable tuition rates.

President Rita Rice Morris and the SSU Board of Trustees share Governor Kasich and Chancellor Petro's belief that increasing the number of citizens with baccalaureate degrees is one of the best long-term investments we can make for Ohio. SSU has been part of this effort, increasing its enrollment by 39% over the past ten years. In real numbers, enrollment has increased from 3,364 students in Fall 2001 to 4,687 students in 2011. Our student housing population has dramatically increased by 221% over the same time period. The supplement has empowered SSU to meet the infrastructure demands of increased enrollment and to provide the services needed to give students the tools to succeed. Financial access is also important. SSU is second only to Central State University, which receives a much larger supplement, as the lowest tuition for public universities in Ohio. Maintaining affordable tuition rates is critical, as   % of our students are eligible for need-based aid. A full 42% of SSU students completing the Free Application for Federal Student Aid (FAFSA) this year had an Expected Family Contribution (EFC) of \$0.

SSU is an excellent steward of taxpayer dollars. According to the recent Sightlines study, SSU has one of the most densely utilized state university campuses, exceeding the state average of users per square foot by 50%. SSU's expenditures per student are significantly below the Ohio average (Table 1), and have increased by only 5% during the last decade, compared to an average of 23% on all Ohio main campuses. However, SSU's efficient use of resources has not hindered its academic outcomes. SSU is an open access university that produces excellent graduates. SSU's Nursing graduates outperform state and national averages on their certification exams, and our Digital Simulation and Gaming program was ranked seventh best in North America by the Princeton Review in 2012. Tables 2a and 2b show the regional impact of SSU's 13,000 alumni, but also illustrate their increasingly national influence.

In testimony provided by President Rita Rice Morris to the Senate Education Committee in 2005, it was noted that in the 1994-95 biennium budget, H.B. 152, the General Assembly directed the Board of Regents, in conjunction with Shawnee State University, to develop a plan to "reduce the SSU supplement including an enrollment level that will enable the university to be financially self-supporting through student instructional and general fee income." While SSU's enrollment has increased markedly since that time, it remains difficult to balance our low tuition rates with providing the costly support

services our underserved student population requires. SSU has already adjusted to a reduction of the supplement from its high of \$4.8 million to its current level of \$2.3 million (see **Table 3**). Chancellor Petro has asked the university to take the next step in addressing its reliance on the supplement, by proposing an alternative to it. The supplement is currently 15% of the funding that SSU receives from the state. An abrupt elimination of the supplement would weaken SSU's ability to achieve its mission. The longer the transition, the less severe will be its impact on student budgets and university support services. To reduce the impacts on affordability and services for our students, a viable transition plan should include the following elements:

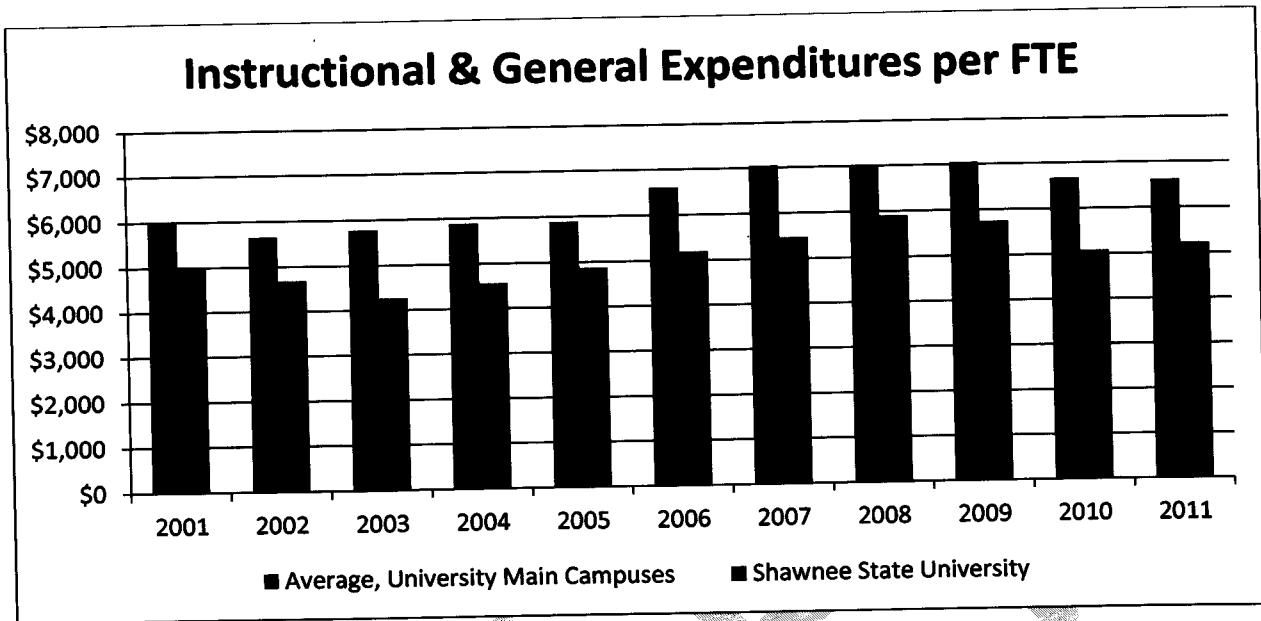
1. **Gradual** supplement reduction to avoid sudden or dramatic increases to student fees.
2. **Predictable** reduction timetable to minimize uncertainty and volatility in budget planning.
3. **Flexible** fee adjustments to allow the university to absorb natural enrollment swings.
4. **Permanent** revenue replacement to ensure that the quality of SSU's academic programs and student services does not suffer.

With these criteria in mind, SSU recommends that a Supplement Replacement Fee be instituted, to cover a gradual decrease in the supplement. The plan outlined in **Tables 4a - 4b** would fully eliminate the supplement over a 10-year period, allowing SSU to levy a modest incremental fee to replace it. This fee would not be counted under any tuition cap until the supplement has been fully phased out. This approach would give SSU an opportunity to adjust while maintaining its position as the second lowest tuition rate in the sector (see **Table 5**). The plan would require approval by the legislature only once. After the supplement has been eliminated fully, SSU would not be able to increase the fee further. It would be incorporated into the standard instructional fee, which is subject to legislative tuition caps. The fee rates projected in the tables below assume 2% annual enrollment growth. If actual enrollment growth is above or below this mark, the annual fee increases would be adjusted appropriately.

As SSU moves forward with the Chancellor's Plan for SSU, as required by H.B. 153, it is important that the supplement issue be resolved in a manner that keeps SSU on track to achieve the goals of the plan and its mission.



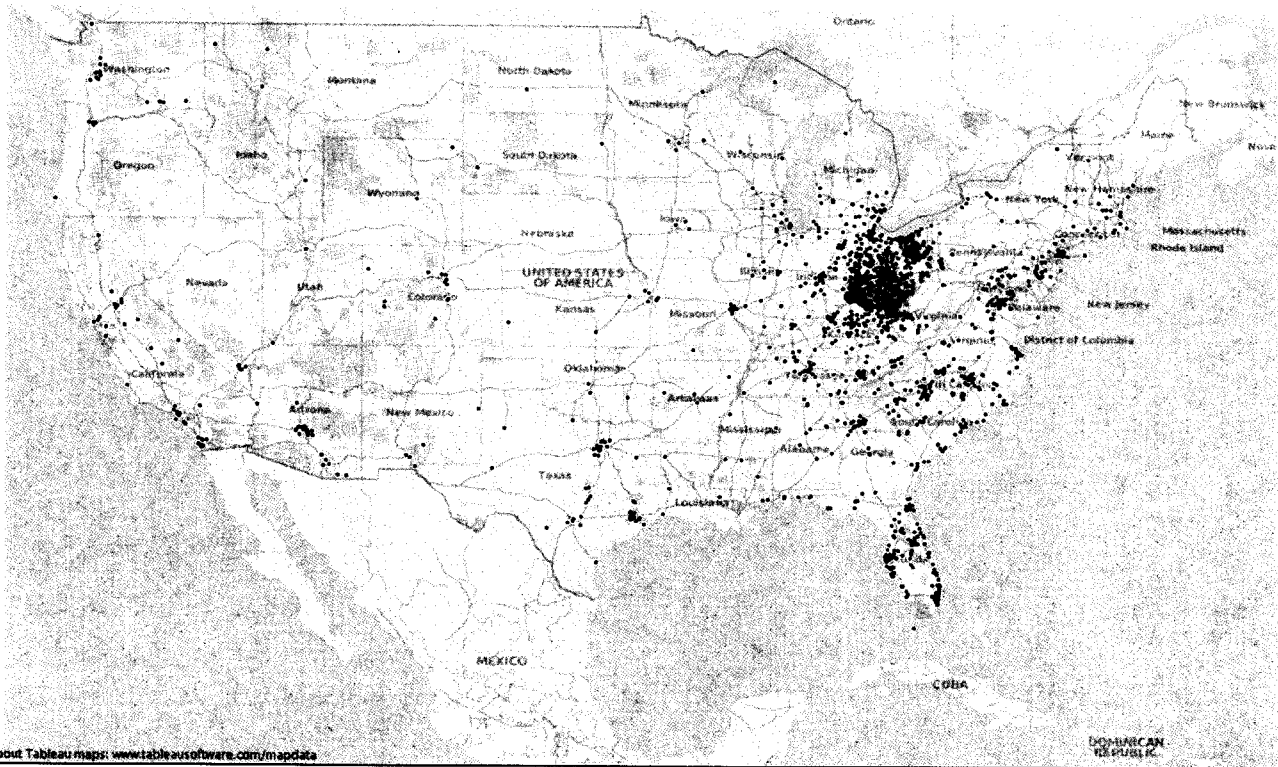
**Table 1. SSU Expenditures per Student FTE are Below the Sector Average**



DRAFT

Table 2a. National Distribution of SSU Alumni

# Shawnee State University Alumni (National by Zipcode)



About Tableau maps: [www.tableausoftware.com/mapdata](http://www.tableausoftware.com/mapdata)

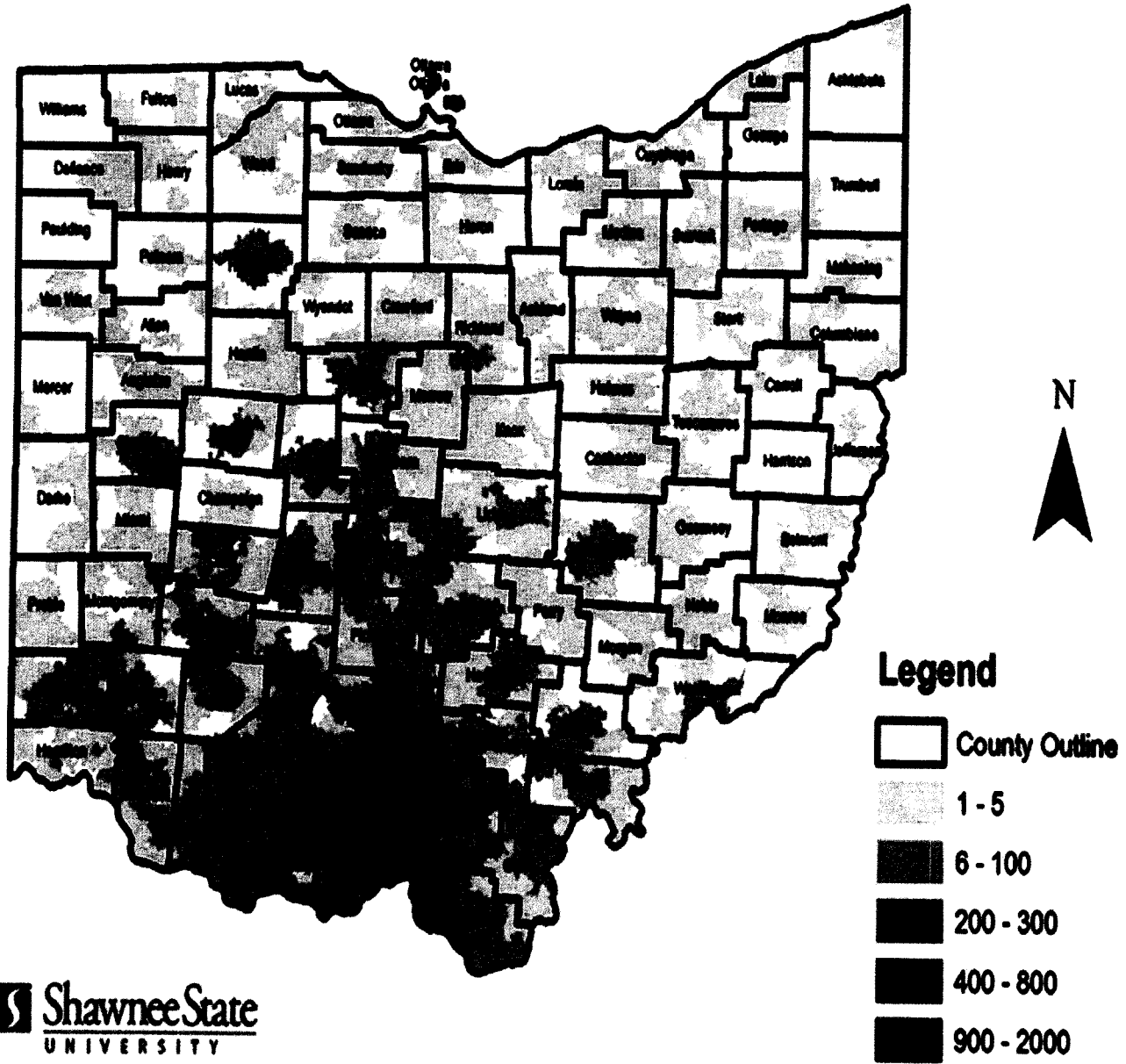
DOMINICAN  
REPUBLIC

Map based on Longitude (generated) and Latitude (generated). Color shows sum of Number of Records. Details are shown for ZIPCODE. The data is filtered on CITY, which keeps no members. The view is filtered on ZIPCODE, which keeps no members.

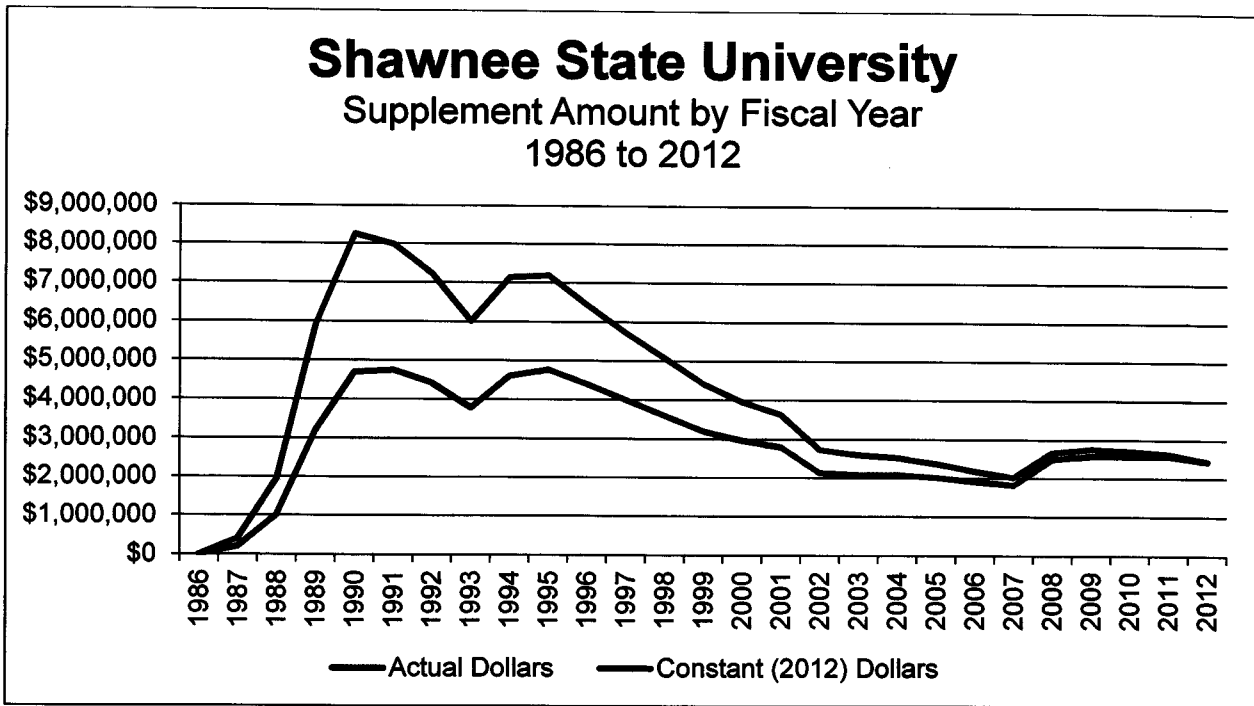
Number of Records  
1 2,345

Table 2b. Distribution of SSU Alumni within Ohio

## Shawnee State University Alumni by Zip (Ohio)



**Table 3. Supplement Amount by Fiscal Year**



DRAFT

**Table 4a. Supplement Reduction Schedule  
10-Year Plan**

*Assumption:*

Supplement will be reduced by 1/10 of FY13 total (or \$232,610) each year after FY13, reaching zero in FY23.

Plan Year	Fiscal Year	Supplement Amount	Decrease from Previous Year (\$)	Decrease from Previous Year (%)	Total Decrease from FY13 (\$)	Total Decrease from FY13 (%)
-	FY12	\$2,448,523	-\$128,870	-5.00%		
-	FY13	\$2,326,097	-\$122,426	-5.00%		
1	FY14	\$2,093,487	-\$232,610	-10.00%	-\$232,610	-10.00%
2	FY15	\$1,860,878	-\$232,610	-11.11%	-\$465,219	-20.00%
3	FY16	\$1,628,268	-\$232,610	-12.50%	-\$697,829	-30.00%
4	FY17	\$1,395,658	-\$232,610	-14.29%	-\$930,439	-40.00%
5	FY18	\$1,163,049	-\$232,610	-16.67%	-\$1,163,049	-50.00%
6	FY19	\$930,439	-\$232,610	-20.00%	-\$1,395,658	-60.00%
7	FY20	\$697,829	-\$232,610	-25.00%	-\$1,628,268	-70.00%
8	FY21	\$465,219	-\$232,610	-33.33%	-\$1,860,878	-80.00%
9	FY22	\$232,610	-\$232,610	-50.00%	-\$2,093,487	-90.00%
10	FY23	\$0	-\$232,610	-100.00%	-\$2,326,097	-100.00%

**Table 4b. Supplement Replacement Fee Schedule  
10-Year Plan**

*Assumptions:*

10-Year Supplement phase-out, reaching zero in FY23.

2% increase in billable hours each year.

Supplement Fee combined with Instructional Fee beginning in FY24.

Plan Year	Fiscal Year	Supplement Fee (per credit hour)	Fee Increase (\$)	Fee Increase (%)	Fee per full-time student	Retention Fee Revenue
1	FY14	\$2.04	\$2.04	100.00%	\$24.47	\$232,610
2	FY15	\$4.00	\$1.96	96.08%	\$47.97	\$465,219
3	FY16	\$5.88	\$1.88	47.06%	\$70.55	\$697,829
4	FY17	\$7.68	\$1.81	30.72%	\$92.22	\$930,439
5	FY18	\$9.42	\$1.73	22.55%	\$113.01	\$1,163,049
6	FY19	\$11.08	\$1.66	17.65%	\$132.95	\$1,395,658
7	FY20	\$12.67	\$1.59	14.38%	\$152.07	\$1,628,268
8	FY21	\$14.20	\$1.53	12.04%	\$170.39	\$1,860,878
9	FY22	\$15.66	\$1.46	10.29%	\$187.93	\$2,093,487
10	FY23	\$17.06	\$1.40	8.93%	\$204.72	\$2,326,097
-	FY24	Combined with Instructional fee	n/a	n/a	n/a	n/a

**Table 5. Full-Time In-State Undergraduate Fees, University Main Campuses (Fall 2011)**

Campus	Annual Tuition	Difference from Mean (\$)	Difference from Mean (%)
Central State University	\$5,672	-\$3,404	-37.5%
Shawnee State University	\$6,762	-\$2,314	-25.5%
Youngstown State University	\$7,450	-\$1,626	-17.9%
Wright State University	\$8,070	-\$1,006	-11.1%
University of Toledo	\$8,926	-\$150	-1.7%
Cleveland State University	\$9,002	-\$74	-0.8%
Kent State University	\$9,346	\$270	3.0%
University of Akron	\$9,546	\$470	5.2%
Ohio State University	\$9,735	\$659	7.3%
Ohio University	\$9,936	\$860	9.5%
Bowling Green State University	\$10,044	\$968	10.7%
University of Cincinnati	\$10,419	\$1,343	14.8%
Miami University	\$13,080	\$4,004	44.1%

**Mean - University Main Campuses \$9,076**

Source: Fall 2011 Survey of Student Charges, Ohio Board of Regents  
[http://www.ohiohighered.org/sites/default/files/uploads/financial/Fall\\_Survey\\_Student\\_Charges\\_Fall11\\_update.pdf](http://www.ohiohighered.org/sites/default/files/uploads/financial/Fall_Survey_Student_Charges_Fall11_update.pdf)

# Graduation Rate Discussion



Chris Shaffer

Office of  
Institutional  
Effectiveness

Certified as True and Correct

CSH      7-5-12  
Secretary, SSU Board of Trustees      Date

# Graduation Rate?



Certified as True and Correct  
PRH 7-5-12  
Secretary, SSU Board of Trustees Date




# Graduation Rate IPEDS Glossary

---

The rate required for disclosure and/or reporting purposes under Student Right-to-Know Act. This rate is calculated as the total number of completers within 150% of normal time divided by the revised adjusted cohort.

Certified as True and Correct

CRH 7-5-12  
Secretary, SSU Board of Trustees Date



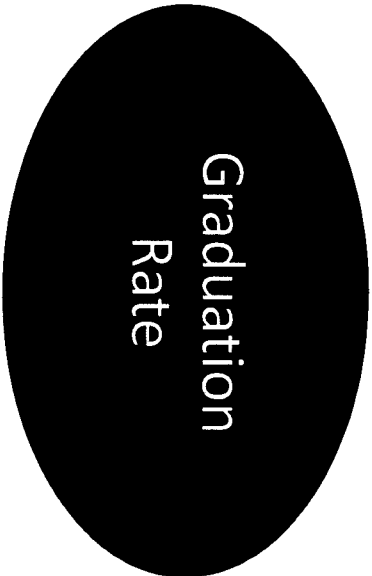
## Characteristics

- Full-time, first-time degree/certificate-seeking undergraduate students
- Entering the institution in the fall term or who attended for the first time in the summer prior to that fall term.



## Time at Shawnee State University

- Becomes a part-time student
- Transfers to another institution
- Drops out of Shawnee State University
- Has not fulfilled the institution's requirements to receive a degree or certificate
- Graduates after 150% of the allotted time for that degree



Graduation Rate

150% of allotted time

2 year/3 year

4 year/6 year

Completers

Certified as True and Correct

CRH 7-5-12  
Secretary, SSU Board of Trustees Date

---

# Who Does Not Count

---

Students who are auditing classes

---

Part-time students

(begin as part-time in fall semester)

---

Transfers from another institution

Certified as True and Correct

*CAH*

*7-5-12*

Secretary, SSU Board of Trustees

Date



### Goal 1

Beginning with first-time in college students entering in the fall of 2013, Shawnee State University will improve the rate of successfully completed courses, as compared to the AY11-12 (both semesters) course completion rate, by 1-3%\* for each class entering for the next ten years.

Certified as True and Correct	Date
<i>[Signature]</i>	7-5-12
Secretary, SSU Board of Trustees	

### Goal 2

Beginning with first-time in college students entering in the fall of 2013, Shawnee State University will increase the number of students earning associate and/or baccalaureate degrees, as defined by IPEDS\*\*, by 1-3%\* for each class entering in the successive 10-year period.

### Goal 3

Shawnee State University will further its service to the Appalachian region by strengthening relationships with key regional employers and school districts.

## The Chancellor's Plan for



to Improve Course Completion, Retention, and Graduate Rates

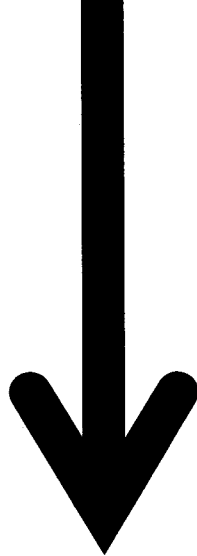
**Ohio**  
University System of Ohio  
Board of Regents

John R. Kubit, Governor  
Jim Pomeroy, Chancellor

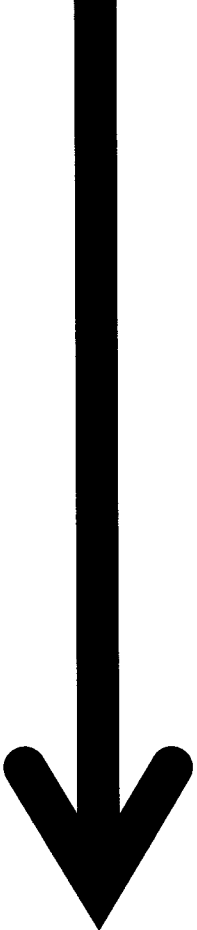
OhioHigherEd.org

IPEDs Graduation Rate (Four Year Degree)


4  
11%



5  
17%



6  
21%



Certified as True and Correct  
*PRH* 8-7-5-12  
Secretary, SSU Board of Trustees Date

# College Navigator

Total

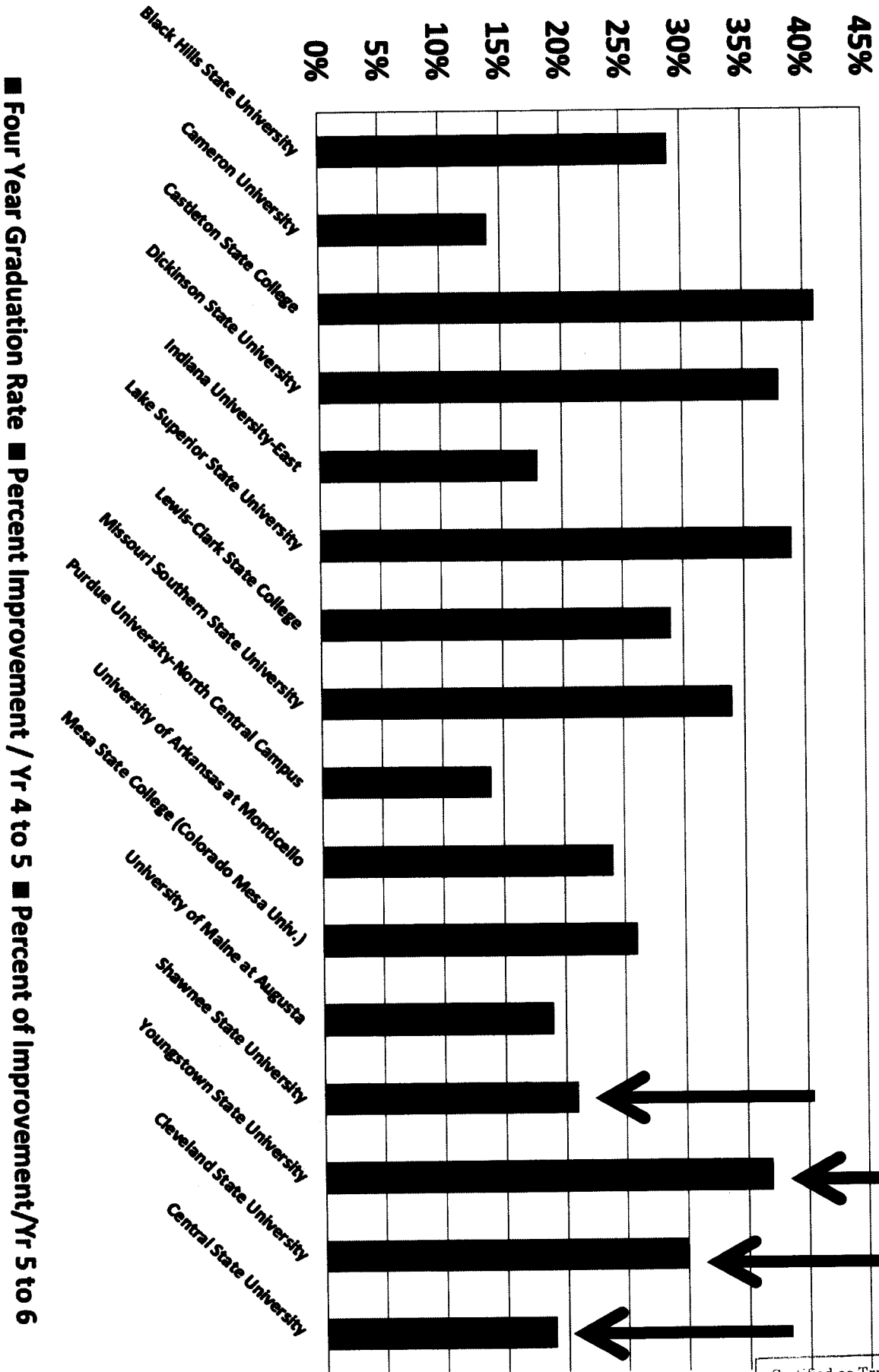
(all degrees)

28%

---

Certified as True and Correct	
<i>CPH</i>	<i>7-5-12</i>
Secretary, SSU Board of Trustees	Date

# Ohio Board of Regents Peer Group and Selected Ohio Schools



Certified as True and Correct  
*CRH*      7-5-12  
 Secretary, SSU Board of Trustees      Date

## Bottom 25% (Includes Ohio)


Institution	Within 4 Years	Within 5 Years	Within 6 Years
Black Hills State University	8%	23%	29%
Cameron University	5%	12%	14%
Castleton State College	23%	39%	41%
Dickinson State University	12%	32%	38%
Indiana University-East	6%	15%	18%
Lake Superior State University	17%	32%	39%
Lewis-Clark State College	16%	25%	29%
Missouri Southern State University	15%	29%	34%
Purdue University-North Central Campus	3%	8%	14%
University of Arkansas at Monticello	11%	19%	24%
Mesa State College (Colorado Mesa Univ.)	10%	21%	26%
University of Maine at Augusta	8%	12%	19%
Shawnee State University	11%	17%	21%
Youngstown State University	13%	30%	37%
Cleveland State University	9%	29%	30%
Central State University	8%	16%	19%

Certified as True and Correct  
*CRH* 7-5-12  
 Secretary, SSU Board of Trustees Date



## Below Average (Includes Ohio)


Institution	Within 4 Years	Within 5 Years	Within 6 Years
Black Hills State University	8%	23%	29%
Cameron University	5%	12%	14%
Castleton State College	23%	39%	41%
Dickinson State University	12%	32%	38%
Indiana University-East	6%	15%	18%
Lake Superior State University	17%	32%	39%
Lewis-Clark State College	16%	25%	29%
Missouri Southern State University	15%	29%	34%
Purdue University-North Central Campus	9%	8%	14%
University of Arkansas at Monticello	11%	19%	24%
Mesa State College (Colorado Mesa Univ.)	10%	21%	26%
University of Maine at Augusta	8%	12%	19%
Shawnee State University	11%	17%	21%
Youngstown State University	13%	30%	37%
Cleveland State University	9%	29%	30%
Central State University	8%	16%	19%

Certified as True and Correct  
 7-5-12  
 Secretary, SSU Board of Trustees      Date

# University System of Ohio Board of Regents

## Six Year Graduation and Retention Rates at Baccalaureate Institutions by Average ACT Score of Incoming Class Fall 2004 Cohort of Full-Time, First-Time, Bachelor's Degree-Seeking Students

Average ACT Score of Incoming Class	Institution	Cohort	Bachelor's Degree Rate			Associate Degree from an Ohio Public Institution			Still Enrolled in an Ohio Public Institution			Total Graduation or Retention Rate
			Same Institution	Different Institution	Total	Ohio Public Institution	Total	Ohio Public Institution	Total			
Over 24	Miami University	3,475	80%	4%	84%	0%	3%	87%				
	Ohio State University	6,037	78%	2%	80%	1%	6%	87%				
Between 22.5 and 24	University of Cincinnati	3,005	55%	4%	59%	3%	11%	73%				
	Ohio University	3,685	65%	7%	72%	2%	8%	82%				
Between 21 and 22.49	Bowling Green State University	3,869	60%	5%	65%	2%	9%	76%				
	Kent State University	3,835	49%	6%	55%	3%	12%	70%				
	University of Toledo	2,950	43%	6%	49%	4%	14%	67%				
	University of Akron	2,671	35%	3%	39%	5%	17%	61%				
Less than 21	Cleveland State University	922	30%	3%	33%	3%	18%	54%				
	Central State University	580	19%	1%	20%	1%	11%	32%				
	Shawnee State University	570	21%	3%	23%	8%	14%	45%				
	Wright State University	2,266	44%	3%	47%	3%	16%	66%				
	Youngstown State University	1,818	35%	2%	37%	3%	18%	58%				

Certified as True and Correct  
 7-5-12  
 Secretary, SSU Board of Trustees Date

# Ohio Board of Regents Progression Data

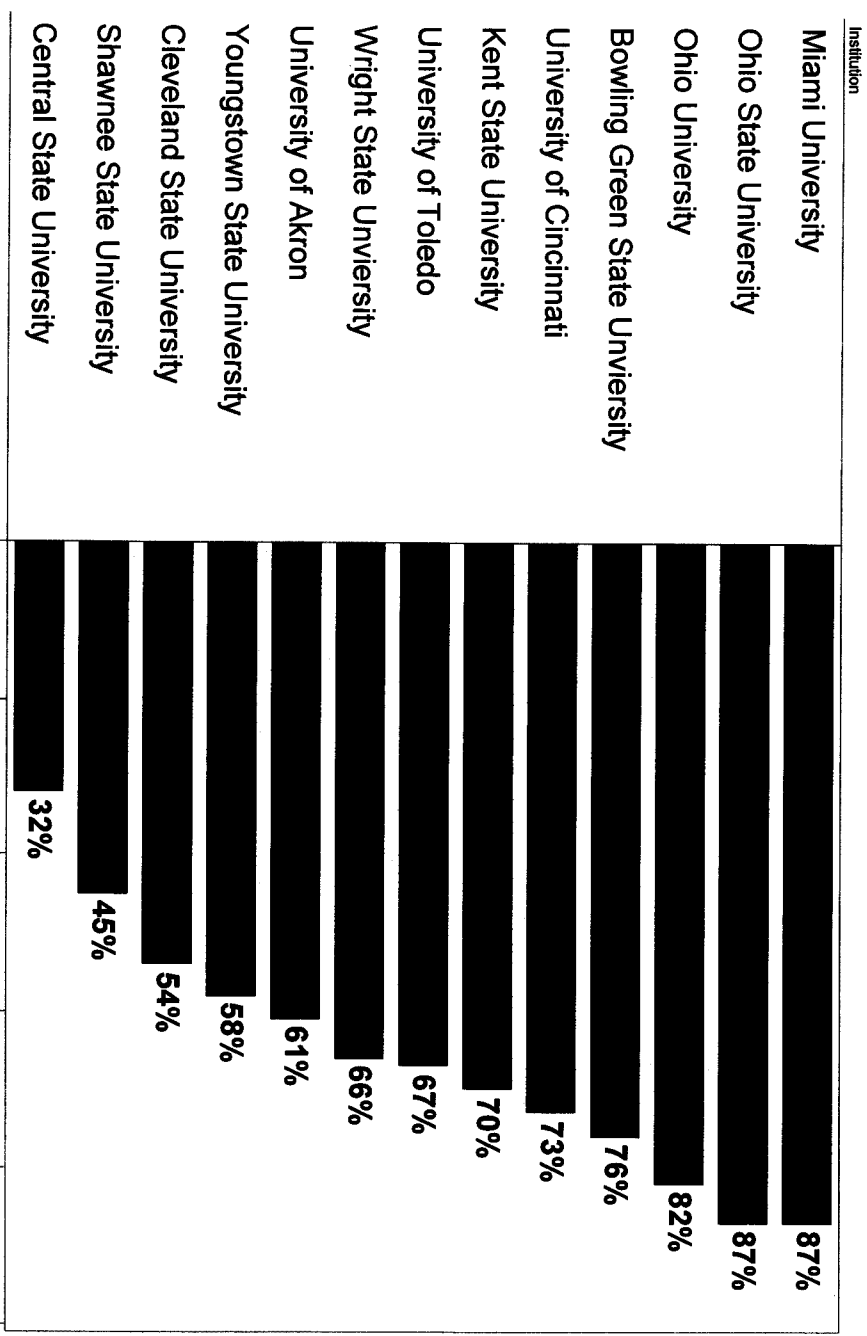
Graduate from the same institution they started in as  
first-time freshmen

Still enrolled in an Ohio public institution

Certified as True and Correct

CRH 7-5-12  
Secretary, SSU Board of Trustees Date

# Total Retention and Graduation Rate



Total Graduation or Retention Rate

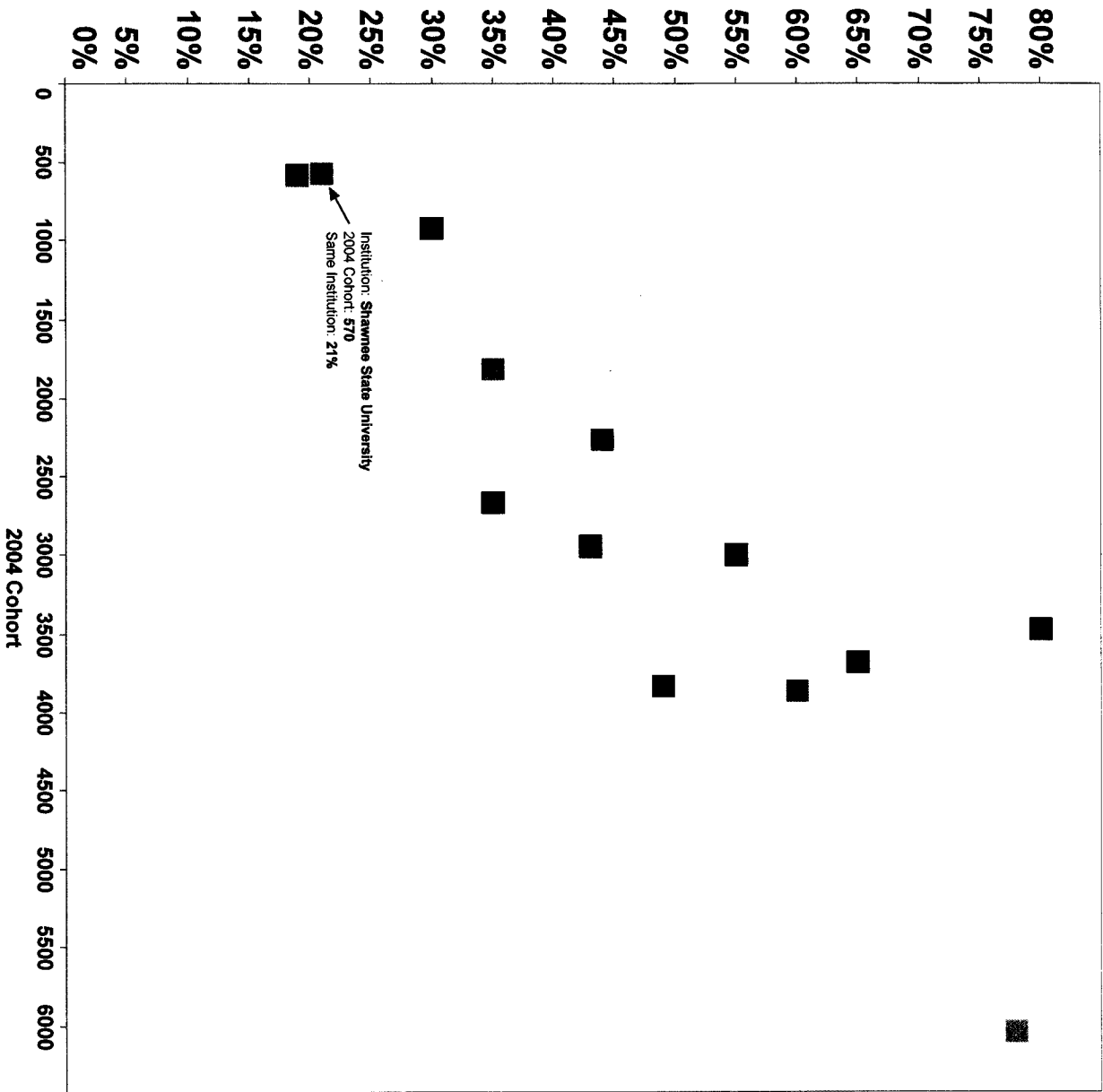
Sum of Total Graduation or Retention Rate for each Institution. Color shows details about Average ACT Score of Incoming Class. The marks are labeled by sum of Total Graduation or Retention Rate.

Average ACT Score of Incoming Class

- Over 24
- Between 22.5 and 24
- Between 21 and 22.49
- Less Than 21

Certified as True and Correct  
*MA* 7-5-12  
 Secretary, SSU Board of Trustees Date

# Same Institution

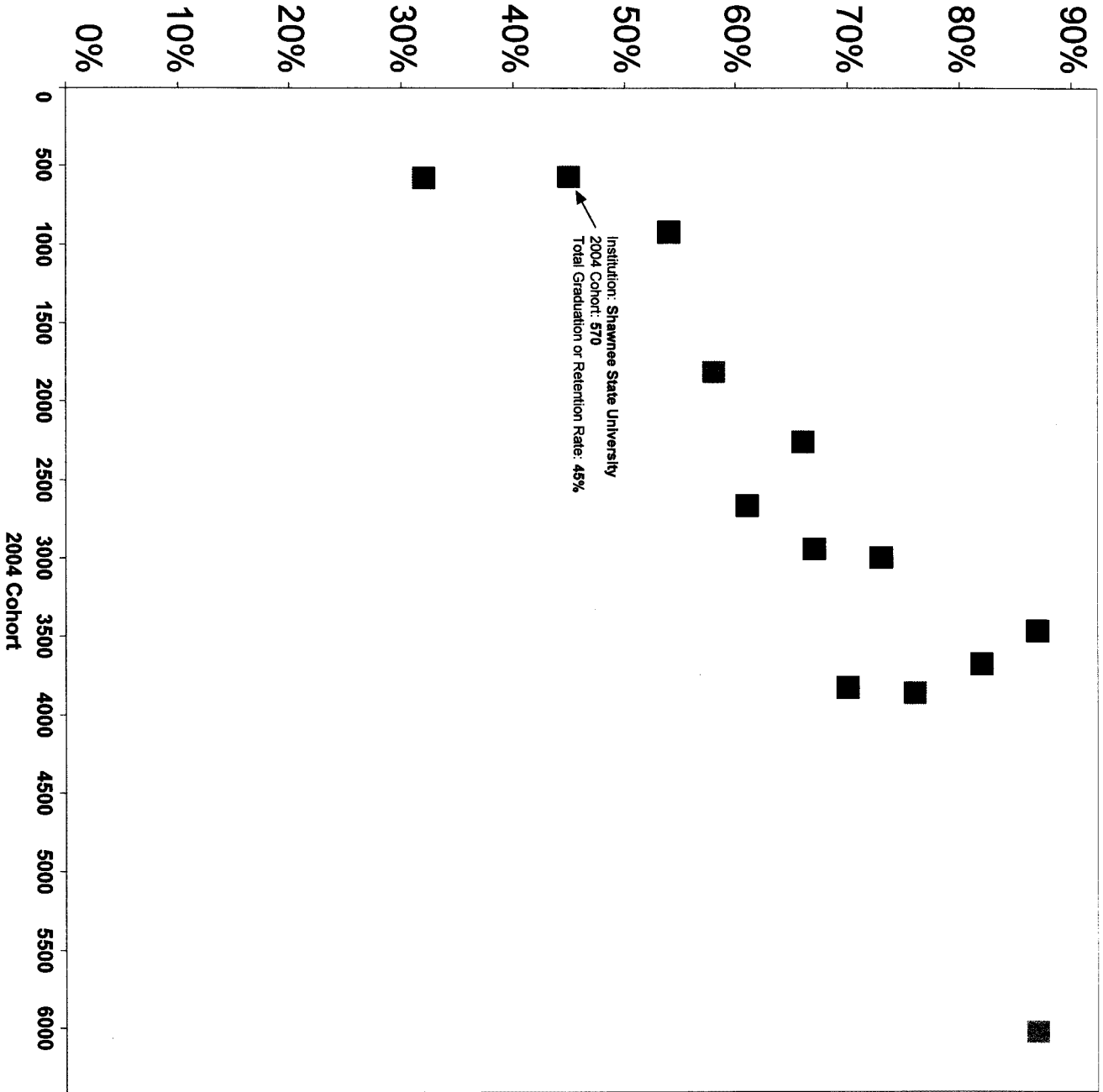


- Institution**
- Miami University
  - Ohio State University
  - Ohio University
  - Bowling Green State University
  - University of Cincinnati
  - Kent State University
  - University of Toledo
  - Wright State University
  - University of Akron
  - Youngstown State University
  - Cleveland State University
  - Shawnee State University
  - Central State University

Sum of 2004 Cohort vs. sum of Same Institution. Color shows details about Institution.

Certified as True and Correct  
*CRA* 7-5-12  
 Secretary, SSU Board of Trustees      Date

# Total Graduation or Retention Rate



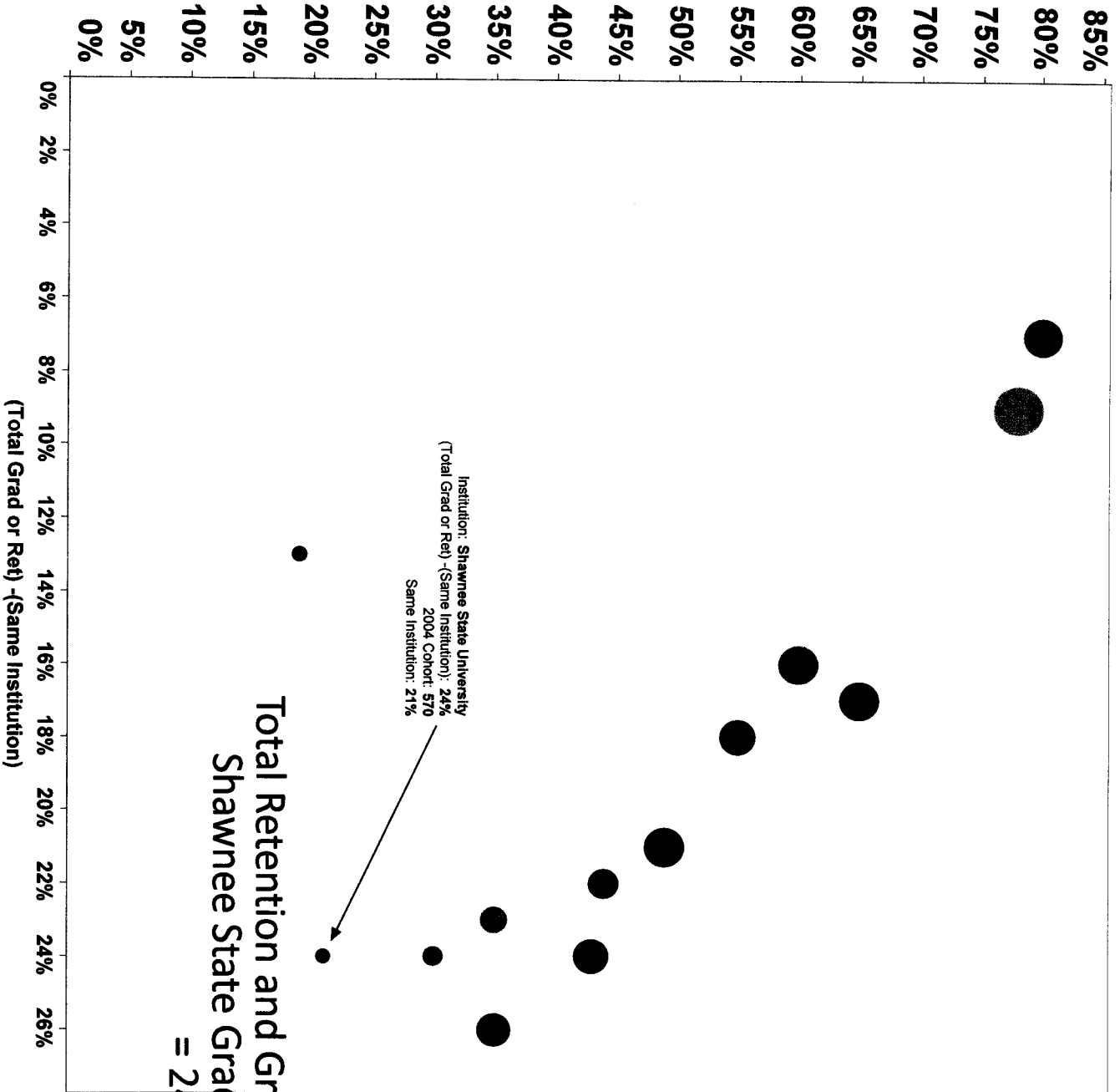
Sum of 2004 Cohort vs. sum of Total Graduation or Retention Rate. Color shows details about Institution.

2004 Cohort

- Miami University
- Ohio State University
- Ohio State University
- Bowling Green State University
- University of Cincinnati
- Kent State University
- University of Toledo
- Wright State University
- University of Akron
- Youngstown State University
- Cleveland State University
- Shawnee State University
- Central State University

Certified as True and Correct  
*CRH* 7-5-12  
 Secretary, SSU Board of Trustees Date

# Same Institution



**Total Retention and Graduation Rate (45%) –  
Shawnee State Graduation Rate (21%)  
= 24%**

- 2004 Cohort
- 570
  - 2,000
  - 3,000
  - 4,000
  - 5,000
  - 6,037

- Institution
- Miami University
  - Ohio State University
  - Ohio University
  - Bowling Green State University
  - University of Cincinnati
  - Kent State University
  - University of Toledo
  - Wright State University
  - University of Akron
  - Youngstown State University
  - Cleveland State University
  - Shawnee State University
  - Central State University

Sum of (Total Grad or Ret) - (Same Institution) vs. sum of Same Institution. Color shows details about Institution. Size shows sum of 2004 Cohort.

Certified as True and Correct  
CRH 7-5-12  
 Secretary, SSU Board of Trustees Date

**2004 Cohort**  
**570 Students**

These are not the  
exact same  
students




[REDACTED]

[REDACTED]

**58% Retention  
Rate**

Certified as True and Correct  
*CRH* 7-5-12  
Secretary, SSU Board of Trustees Date



Same Institution  
SSU Bach Grads

Still enrolled in  
an Ohio Public  
Institution

Not Graduated  
Not Retained  
Unknown

CRH 7-5-12  
Secretary, SSU Board of Trustees Date
























[Redacted text block]

[Redacted text block]

[Redacted text block]


Still enrolled in an Ohio Public Institution  
Not Graduated Not Retained Unknown

Same Institution SSU Bach Grads

		<p style="text-align: center;">Out of State</p>		
				
				
				
				

<p style="text-align: center;">Unknown Not Retained Not Graduated</p>	<p style="text-align: center;">Still enrolled in an Ohio Public Institution</p>		<p style="text-align: center;">Same Institution</p>
---	---	--	---

# Fall 2011 Current Students




Sum of Number of Records for each Session Classification Code. Color shows details about Full-time/Part-time. The marks are labeled by sum of Number of Records. The data is filtered on Age (copy), Gender Code and Registered Hours (copy). The Age (copy) filter keeps multiple members. The Gender Code filter keeps F and M. The Registered Hours (copy) filter keeps no members. The view is filtered on Full-time/Part-time and Session Classification Code. The Full-time/Part-time filter keeps no members. The Session Classification Code filter keeps no members.

Full-time/Part-time  
 Full-time  
 Part-time

Certified as True and Correct  
*CRH* 7-5-12  
 Secretary, SSU Board of Trustees Date

# Fall 2011 Current Students




Sum of Number of Records for each Session Classification Code. Color shows details about Full-time/Part-time. The marks are labeled by sum of Number of Records. The data is filtered on Age (copy), Gender Code and Registered Hours (copy). The Age (copy) filter keeps multiple members. The Gender Code filter keeps F and M. The Registered Hours (copy) filter keeps no members. The view is filtered on Full-time/Part-time and Session Classification Code. The Full-time/Part-time filter keeps no members. The Session Classification Code filter keeps no members.

Full-time/Part-time  
 Full-time  
 Part-time

Certified as True and Correct  
*[Signature]* 7-5-12  
 Secretary, SSU Board of Trustees Date

Bachelor Degree Seeking	Full Time	Transfer Students	First-Time Freshmen Starting in the Fall	Graduate within 3 Years
Associate Degree Seeking	Part Time	Enrolled in Credit-Bearing Courses	First-time Freshmen Starting in the Summer	Graduate within 6 Years
Certificate Seeking	Non-Degree Seeking	Enrolled in Non-Credit Bearing Courses	Graduate with 6 Years Not at SSU	Graduate within 10 Years

Certified as True and Correct  
*CPA* 7-5-12  
 Secretary, SSU Board of Trustees Date



# Questions

Certified as True and Correct  
CRH 7-5-12  
Secretary, SSU Board of Trustees      Date