














## WELCOME TO SSU


740.354.3205 ■ [www.shawnee.edu](http://www.shawnee.edu)

*Department of Public Safety*

740.351.3232 (Emergency)

740.351.3243 (Non-emergency)

-  OFFICE OF ADMISSION
-  HOME OF THE BEARS
-  STUDENT PARKING
-  EMPLOYEE PARKING
-  BWC PARKING ONLY
-  HANDICAPPED PARKING
-  STUDENT HEALTH CLINIC
-  BEARS' DEN CAFETERIA
-  CLARK PLANETARIUM
-  SECURITY BLUE PHONES
-  RECYCLING BINS

-  STUDENT HOUSING
  -  STUDENT HOUSING PARKING
1. CAMPUS VIEW & TANNER PLACE
  2. UNIVERSITY TOWNHOUSES & CAMPUS VIEW
  3. CEDAR HOUSE
  4. BRIDGE VIEW COURT